

WORKSHOP SUPPLIES

Perfectly equipped: GEDORE automotive tools and the right equipment turn a facility into a functional, efficient workshop. From wheel mounting to work on the engine and interior to bodywork. Workshop equipment from GEDORE means quality without compromises.

The basis for a well-positioned motor workshop are specialised tools and supplies. Even the seemingly simple four-way wheel wrench must be able to withstand extreme loads in continuous operation. That is why GEDORE attaches great importance to fine but important details here too: The wrench has a hot-forged hexagon, which prevents material breakage.

The quality promise also applies to the wheel sockets, balancing weight and brake spring pliers, tyre levers, spanners and inserts made from high-quality materials.


Working under the lifting platform, in the pit or in the service vehicle require uncomplicated transport, carrying tools on the body or simply protection and comfort for hands and knees, for example. For these cases GEDORE has developed the **@work** series. Multifunctional belts, pouches, holsters and even backpacks and tool rucksacks and tool waistcoats offer freedom of movement, quick access to tools and and safe storage. Gloves and knee pads complete the the series.



CLEVERLY COMBINED

All the bags, holsters and belts in the **@work** range can be combined with each other and thus offer extensive possibilities for individualisation





**ROBUST
PRACTICAL
VERSATILE**

THE PERFECTLY EQUIPPED WORKSHOP


- Intelligent and versatile solutions for the workshop
- Equipment that supports working comfort and protects the workpieces
- Measuring tools for accuracy and precision
- Tool bags, belts and waistcoats as useful addition

BEST QUALITY FOR HIGHEST DEMANDS

- Use of the most modern machines and environmentally friendly production processes
- The best materials and optimised processing methods ensure unique quality
- High-grade industrial quality for the toughest continuous demands and safety in everyday work

GEDORE CUTLERY

- The blade stays sharp longer, thanks to high-quality carbon steel
- All GEDORE scissors are hot drop forged, carefully machined and tempered
- The cutting edge is hand-bladed
- Carbon steel, professional tempering and the hand-bladed cutting edge ensure an optimum cut and long cutting life



28 CU4-way wheel wrench
for small trucks

- > Acc. to DIN 3119, ISO 6788
- > For delivery vans and light trucks, buses and tractors
- > The collar, typical of GEDORE 4-way wheel wrenches, enlarges the welding area

Code	No.	⌀ mm	⌀ mm	kg
6228500	28 CU	19 x 24 x 22 x 27 (3/4" x 15/16" x 7/8" x 1.1/16")	28,5 x 32 x 34,5 x 38,5	3,155

28 LM - LV4-way wheel wrench
Truck

- > Acc. to DIN 3119, ISO 6788
- > For trucks, agricultural machines, tractors and industrial uses
- > The collar, typical of GEDORE 4-way wheel wrenches, enlarges the welding area

Code	No.	⌀ mm	⌀ mm	kg
6228770	28 LM	24 x 27 x 30 x 32	34,5 x 38,5 x 42 x 45	5,555
6229150	28 LV	24 x 32 x 27 x 3/4" 4kt	34,5 x 45 x 38,5 x 26	5,515

28 LR + 28 LRV4-way wheel wrench
Truck

- > For trucks and heavy machines
- > With turned centre, especially sturdy

Code	No.	⌀ mm	⌀ mm	kg
6228930	28 LR	27 x 30 x 32 x 33	40 x 44 x 46 x 46	6,085
6228420	28 LRV	27 x 30 x 32 x 3/4" 4kt	40 x 44 x 46 x 26	5,98

28 PR + 28 PRVUniversal 4-way wheel
wrench
for cars and small trucks

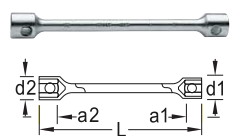








- > Acc. to DIN 3119, ISO 6788
- > With solid, turned middle piece
- > With extra long lever arm and great range of sockets

Code	No.	⌀ mm	⌀ mm	kg
6227530	28 PR	17 x 19 (3/4") x 21 x 24	26 x 28,5 x 30,5 x 35,5	2,315
6227880	28 PRV	17 x 19 (3/4") x 21 x 1/2" 4kt	26 x 28,5 x 30,5 x 17,5	2,255

28 PU + 28 PUV4-way wheel wrench
for cars

- > Acc. to DIN 3119, ISO 6788
- > For car wheel nuts in metric and inch sizes
- > With protective central reinforcement (DBGM = German utility patent)
- > The collar, typical of GEDORE 4-way wheel wrenches, enlarges the welding area

Code	No.	⌀ mm	⌀ mm	kg
6227610	28 PU	17 x 19 (3/4") x 21 x 11/16"	26,0 mm x 28,5 mm x 30,5 mm x 26,0 mm	1,285
6228260	28 PUV	17 x 19 (3/4") x 21 x 1/2" 4kt	26,0 mm x 28,5 mm x 30,5 mm x 17,5 mm	1,3

<p>27 Wheel socket wrench Truck</p> 	 <ul style="list-style-type: none"> > With great head depth, for protruding bolts, without tommy bar > Please order rotary pin 27 D separately 	<table border="1"> <thead> <tr> <th>Code</th> <th>No.</th> <th>mm</th> <th>inch</th> <th>kg</th> </tr> </thead> <tbody> <tr> <td>6225240</td> <td>27 24X27</td> <td>24 x 27</td> <td>15/16" x 1.1/16"</td> <td>1,148</td> </tr> <tr> <td>6220010</td> <td>27 27X32</td> <td>27 x 32</td> <td></td> <td>1,453</td> </tr> <tr> <td>6220280</td> <td>27 28X32</td> <td>28 x 32</td> <td></td> <td>1,134</td> </tr> <tr> <td>6225910</td> <td>27 30X32</td> <td>30 x 32</td> <td>1.3/16" x 1.1/4"</td> <td>1,459</td> </tr> <tr> <td>6220440</td> <td>27 30X33</td> <td>30 x 33</td> <td></td> <td>1,442</td> </tr> <tr> <td>6227100</td> <td>27 D</td> <td></td> <td></td> <td>1,26</td> </tr> </tbody> </table>	Code	No.	mm	inch	kg	6225240	27 24X27	24 x 27	15/16" x 1.1/16"	1,148	6220010	27 27X32	27 x 32		1,453	6220280	27 28X32	28 x 32		1,134	6225910	27 30X32	30 x 32	1.3/16" x 1.1/4"	1,459	6220440	27 30X33	30 x 33		1,442	6227100	27 D			1,26
Code	No.	mm	inch	kg																																	
6225240	27 24X27	24 x 27	15/16" x 1.1/16"	1,148																																	
6220010	27 27X32	27 x 32		1,453																																	
6220280	27 28X32	28 x 32		1,134																																	
6225910	27 30X32	30 x 32	1.3/16" x 1.1/4"	1,459																																	
6220440	27 30X33	30 x 33		1,442																																	
6227100	27 D			1,26																																	
<p>38 Tyre lever</p> 	<ul style="list-style-type: none"> > Profiled shape, solid forged > With protective surfaces for light alloy rims 	<table border="1"> <thead> <tr> <th>Code</th> <th>No.</th> <th>mm</th> <th>inch</th> <th>kg</th> </tr> </thead> <tbody> <tr> <td>6332320</td> <td>38 8</td> <td>200</td> <td>8</td> <td>0,099</td> </tr> <tr> <td>6332400</td> <td>38 12</td> <td>305</td> <td>12</td> <td>0,221</td> </tr> <tr> <td>6332670</td> <td>38 16</td> <td>400</td> <td>16</td> <td>0,405</td> </tr> <tr> <td>6332830</td> <td>38 20</td> <td>500</td> <td>20</td> <td>0,602</td> </tr> <tr> <td>6332910</td> <td>38 24</td> <td>610</td> <td>24</td> <td>0,927</td> </tr> </tbody> </table>	Code	No.	mm	inch	kg	6332320	38 8	200	8	0,099	6332400	38 12	305	12	0,221	6332670	38 16	400	16	0,405	6332830	38 20	500	20	0,602	6332910	38 24	610	24	0,927					
Code	No.	mm	inch	kg																																	
6332320	38 8	200	8	0,099																																	
6332400	38 12	305	12	0,221																																	
6332670	38 16	400	16	0,405																																	
6332830	38 20	500	20	0,602																																	
6332910	38 24	610	24	0,927																																	
<p>39 Tyre lever</p> 	<ul style="list-style-type: none"> > Heavy-duty, offset pattern 	<table border="1"> <thead> <tr> <th>Code</th> <th>No.</th> <th>mm</th> <th>inch</th> <th>kg</th> </tr> </thead> <tbody> <tr> <td>6333050</td> <td>39</td> <td>610</td> <td>24</td> <td>1,365</td> </tr> </tbody> </table>	Code	No.	mm	inch	kg	6333050	39	610	24	1,365																									
Code	No.	mm	inch	kg																																	
6333050	39	610	24	1,365																																	
<p>8276 Balance weight pliers</p> 	<ul style="list-style-type: none"> > For removing, cutting, and attaching balancing weights 	<table border="1"> <thead> <tr> <th>Code</th> <th>No.</th> <th>mm</th> <th>inch</th> <th>kg</th> </tr> </thead> <tbody> <tr> <td>6739350</td> <td>8276-250 C</td> <td>250</td> <td>10</td> <td>0,386</td> </tr> </tbody> </table>	Code	No.	mm	inch	kg	6739350	8276-250 C	250	10	0,386																									
Code	No.	mm	inch	kg																																	
6739350	8276-250 C	250	10	0,386																																	
<p>135 Brake spring pliers</p> 	<ul style="list-style-type: none"> > For drum brakes > With special holder and support crown, particularly suitable for glued brake linings 	<table border="1"> <thead> <tr> <th>Code</th> <th>No.</th> <th>mm</th> <th>inch</th> <th>kg</th> </tr> </thead> <tbody> <tr> <td>6405300</td> <td>135 13</td> <td>330</td> <td>13</td> <td>0,389</td> </tr> <tr> <td>6405490</td> <td>135 19</td> <td>480</td> <td>19</td> <td>0,956</td> </tr> </tbody> </table>	Code	No.	mm	inch	kg	6405300	135 13	330	13	0,389	6405490	135 19	480	19	0,956																				
Code	No.	mm	inch	kg																																	
6405300	135 13	330	13	0,389																																	
6405490	135 19	480	19	0,956																																	
<p>135 Brake spring pliers heavy duty pattern</p> 	<ul style="list-style-type: none"> > for drum brakes > With replaceable spring hook (E-135 20) and protection against blocking 	<table border="1"> <thead> <tr> <th>Code</th> <th>No.</th> <th>mm</th> <th>inch</th> <th>kg</th> </tr> </thead> <tbody> <tr> <td>5400480</td> <td>E-135 20</td> <td></td> <td></td> <td>0,016</td> </tr> <tr> <td>6400180</td> <td>135 20</td> <td>500</td> <td>20</td> <td>1,058</td> </tr> </tbody> </table>	Code	No.	mm	inch	kg	5400480	E-135 20			0,016	6400180	135 20	500	20	1,058																				
Code	No.	mm	inch	kg																																	
5400480	E-135 20			0,016																																	
6400180	135 20	500	20	1,058																																	
<p>643 Brake caliper brush</p> 	<ul style="list-style-type: none"> > For cleaning all brake calipers 	<table border="1"> <thead> <tr> <th>Code</th> <th>No.</th> <th>mm</th> <th>bristle length</th> <th>kg</th> </tr> </thead> <tbody> <tr> <td>6531440</td> <td>643</td> <td>225</td> <td>21</td> <td>0,094</td> </tr> </tbody> </table>	Code	No.	mm	bristle length	kg	6531440	643	225	21	0,094																									
Code	No.	mm	bristle length	kg																																	
6531440	643	225	21	0,094																																	
<p>8726 Brake caliper file</p> 	<ul style="list-style-type: none"> > Removes brake dust and dirt from the brake caliper 	<table border="1"> <thead> <tr> <th>Code</th> <th>No.</th> <th>mm</th> <th>inch</th> <th>kg</th> </tr> </thead> <tbody> <tr> <td>6770780</td> <td>8726</td> <td>260</td> <td>10</td> <td>0,131</td> </tr> </tbody> </table>	Code	No.	mm	inch	kg	6770780	8726	260	10	0,131																									
Code	No.	mm	inch	kg																																	
6770780	8726	260	10	0,131																																	

298

Oil cans
plastic



- > No. 298-00 / No. 298-01
Plastic oiler with sliding brass tube and cap
- > No. 298-02 Single oiler made of plastic material

Code	No.	Litres	Pint	
6390010	298-00	0,250	1/2	0,979
6390280	298-01	0,125	1/4	0,074
6390360	298-02	0,025	1/16	0,01

298-04

Oil can
as cast iron



- > Sturdy cast iron design with pump

Code	No.	Litres	Pint	
6390520	298-04	0,3	5/8	0,492

299

Drain plug wrench



- > For square plugs on engine sumps and oil drums, in 9 common sizes
- > 5 square spanner widths: 8.7 - 9.5 - 10.5 - 11.5 - 13 mm
- > 4 square cones: 6.8-8.7 - 10.5-13 - 15.2-18 - 16.5-19 mm
- > Screwdriver blade 5.5x18 mm

Code	No.	◀ mm ▶	
6464580	299	220	0,459

36

Strap wrench



- > With strong, non-slip fabric strap (E-36), extra wide = 25 mm

Code	No.	∅ mm	∅"inch	◀ mm ▶	mm	
6327320	36 1-140	140	5.1/2"	220	25	0,278
6327400	36 2-200	200	8"	285	25	0,578

E-36

Spare strap



- > Strong, non-slip fabric strap, extra wide = 25,0 mm

Code	No.	◀ mm ▶	mm	
5327380	E-36 1-140	480	25	0,062
5327460	E-36 2-200	900	25	0,104

36 Z

Special strap wrench




- > For tightening and counter-holding V-belt pulley wheels
- > Spare fabric tape No. E-36 Z

Code	No.	∅ mm	∅"inch	◀ mm ▶	
6320070	36 Z-140	160	6"	257	0,379

E-36 Z

Spare strap



- › Replacement tape for Article 36 Z - 140

Code	No.	↳ mm	↳ mm	↳ kg
1380613	E-36 Z-140	257		0,08

37

Universal filter wrench



- › For all usual oil filters and round screwed unions
- › Adjustable metal strap, nickel-plated
- › No. 37 with operating handle
- › No. 37 V with 1/2" square drive for all 1/2" tools

Code	No.	mm	↳ mm	↳ kg
6327670	37	80-110	285	0,349
6327750	37 V	80-110	150	0,265

654

Valve grinder



- › With automatic reversal of lapping direction
- › For use in hand drills

Code	No.	↳ mm	∅	↳ kg
6535270	654	135	65,0	0,29

653

Valve lapping tool



- › Whisk model with suction cup No. 652-25
- › Made of beechwood

Code	No.	↳ mm	∅	↳ kg
6532680	653	225	25,0	0,065

652

Spare rubber suction cup for 653 and 654



- › For valve lapper No. 653 and valve grinder No. 654.

Code	No.	↳ mm	∅	↳ kg
6530120	652-20	38	20,0	0,01
6532410	652-25	38	25,0	0,011
6530200	652-30	38	30,0	0,012
6530390	652-37	38	37,0	0,016

124

Pliers for valve seals



- › For pulling valve shaft sealing rings and removing valve spring supports
- › For VW Audi, BMW, Mercedes, Opel, Ford, Nissan etc.

Code	No.	↳ mm	↳ inch	↳ kg
6399310	124	250	10	0,348

125

Piston ring compressor



- > Made of special spring band steel with infinitely variable fine adjustment
- > With clamping wrench

Code	No.	∅ mm	↳ mm	↳ inch	kg
6396720	125 0	40-75	50	2	0,115
6396800	125 1	57-125	80	3	0,257
6396990	125 2	90-175	80	3	0,294
6397020	125 3	90-175	165	6.1/2	0,548

126

Piston ring pliers



- > For securely fitting piston rings

Code	No.	∅ mm	↳ mm	↳ inch	kg
6397370	126 1-100	55-100	200	8	0,296
6397450	126 2-120	80-120	240	9.1/2	0,344
6397530	126 3-160	110-160	240	9.1/2	0,402

126 0-60

Piston ring pliers



- > With prism holder for secure fitting of piston rings
- > With adjusting screw

Code	No.	∅ mm	↳ mm	↳ inch	kg
6397100	126 0-60	30-60	210	8.1/4	0,158

127

Piston ring pliers



- > With prism holder for safe piston ring spreading

Code	No.	∅ mm	↳ mm	↳ inch	kg
6397610	127	60-160	220	8.5/8	0,207

132

Hose clamp pliers



- > For self-tightening hose clamps

Code	No.	↳ mm	↳ inch	kg
6399900	132	220	8.3/4	0,215

132-2

Hose clamp pliers



- > With rotating v-jaws for spring hose clamps with flat butt ends
- > Opening and closing the clamp without damaging the hose
- > For use on VAG-vehicles (e.g. VW, Audi, Škoda, Seat)

Code	No.	↳ mm	kg
1894382	132-2	207	0,192








132-3

Hose clamp pliers



- > With rigid v-jaws
- > For use on VAG-vehicles (e.g. VW, Audi, Škoda, Seat)

Code	No.	↳ mm	kg
1894390	132-3	195	0,165

<p>132-4 Hose clamp pliers CLIC</p> 	<ul style="list-style-type: none"> > With rotating retaining pins for CLIC hose clamps > To open or close, just turn the plier by 180° > For rubber and silicone hoses 	<table border="1"> <thead> <tr> <th>Code</th> <th>No.</th> <th>mm</th> <th></th> <th>kg</th> </tr> </thead> <tbody> <tr> <td>1894404</td> <td>132-4</td> <td>210</td> <td></td> <td>0,181</td> </tr> </tbody> </table>	Code	No.	mm		kg	1894404	132-4	210		0,181				
Code	No.	mm		kg												
1894404	132-4	210		0,181												
<p>132 CLIC Hose clamp pliers</p> 	<ul style="list-style-type: none"> > For CLIC-R hose clamps 	<table border="1"> <thead> <tr> <th>Code</th> <th>No.</th> <th>mm</th> <th>inch</th> <th>kg</th> </tr> </thead> <tbody> <tr> <td>1396714</td> <td>132 CLIC</td> <td>180</td> <td>7</td> <td>0,247</td> </tr> </tbody> </table>	Code	No.	mm	inch	kg	1396714	132 CLIC	180	7	0,247				
Code	No.	mm	inch	kg												
1396714	132 CLIC	180	7	0,247												
<p>134 Hose clamp pliers</p> 	<ul style="list-style-type: none"> > With self-adjusting joint, DBGGM (= German utility patent) > Mouth angled 	<table border="1"> <thead> <tr> <th>Code</th> <th>No.</th> <th>mm</th> <th>inch</th> <th>kg</th> </tr> </thead> <tbody> <tr> <td>6391330</td> <td>134</td> <td>180</td> <td>7</td> <td>0,411</td> </tr> </tbody> </table>	Code	No.	mm	inch	kg	6391330	134	180	7	0,411				
Code	No.	mm	inch	kg												
6391330	134	180	7	0,411												
<p>134 B Hose clamp pliers</p> 	<ul style="list-style-type: none"> > Bowden-cable operation > With self-adjusting joint, DBGGM (= German utility patent) > Mouth angled 	<table border="1"> <thead> <tr> <th>Code</th> <th>No.</th> <th>mm</th> <th>inch</th> <th>kg</th> </tr> </thead> <tbody> <tr> <td>6390950</td> <td>134 B</td> <td>180</td> <td>7</td> <td>0,596</td> </tr> </tbody> </table>	Code	No.	mm	inch	kg	6390950	134 B	180	7	0,596				
Code	No.	mm	inch	kg												
6390950	134 B	180	7	0,596												
<p>4610 Car light tester</p> 	<ul style="list-style-type: none"> > For 6-24 Volt > Compact brass model > With cable and alligator crimp 	<table border="1"> <thead> <tr> <th>Code</th> <th>No.</th> <th>Measuring range</th> <th>mm</th> <th>kg</th> </tr> </thead> <tbody> <tr> <td>6698570</td> <td>4610</td> <td>6-24</td> <td>125</td> <td>0,069</td> </tr> </tbody> </table>	Code	No.	Measuring range	mm	kg	6698570	4610	6-24	125	0,069				
Code	No.	Measuring range	mm	kg												
6698570	4610	6-24	125	0,069												
<p>4611 Voltage tester</p> 	<p>⊖</p> <ul style="list-style-type: none"> > For 6-24 Volt > With cable and alligator crimp 	<table border="1"> <thead> <tr> <th>Code</th> <th>No.</th> <th>Measuring range</th> <th>mm</th> <th>mm</th> <th>mm</th> <th>kg</th> </tr> </thead> <tbody> <tr> <td>6698650</td> <td>4611</td> <td>6-24</td> <td>3,0</td> <td>55</td> <td>115</td> <td>0,026</td> </tr> </tbody> </table>	Code	No.	Measuring range	mm	mm	mm	kg	6698650	4611	6-24	3,0	55	115	0,026
Code	No.	Measuring range	mm	mm	mm	kg										
6698650	4611	6-24	3,0	55	115	0,026										
<p>4612 Voltage tester</p> 	<ul style="list-style-type: none"> > For 3-48 V > LED displays the voltage in the area of 12, 24, 48 V as well as the polarity > With integrated piercing unit for use in places difficult to access > TÜV and GS tested, IEC/EN 61010-1 (DIN VDE 0411) > Protection classification IP40, protection class III 	<table border="1"> <thead> <tr> <th>Code</th> <th>No.</th> <th>Measuring range</th> <th>mm</th> <th>kg</th> </tr> </thead> <tbody> <tr> <td>1881647</td> <td>4612</td> <td>3-48 V</td> <td>145</td> <td>0,12</td> </tr> </tbody> </table>	Code	No.	Measuring range	mm	kg	1881647	4612	3-48 V	145	0,12				
Code	No.	Measuring range	mm	kg												
1881647	4612	3-48 V	145	0,12												

Workshop Supplies

121-2

Suction cup lifter with 2 cups



- > With suction mechanism and safety locking
- > Suction disks fixed
- > Also suitable for transporting slightly textured surfaces
- > Load capacity 60 kg

Code	No.	∅	
2979276	121-2	120	0,58

121-3

Suction cup lifter with 3 cups



- > Increased lifting safety with 3 fixed suction cups
- > Aluminium blau lackiert
- > Load capacity 100 kg

Code	No.	∅	
6390790	121-3	120	1,403

121 G

Suction cup lifter with 2 cups



- > With suction mechanism and safety locking
- > With movable suction cups
- > Especially suitable for curved car windows
- > Load capacity 45 kg

Code	No.	↳ mm	∅	
6391170	121 G	390	120	0,642

121 G-3

Suction cup lifter with 3 cups



- > 3 joint heads made of oil and acid resistant ABS plastic
- > Especially suitable for curved panes
- > Load capacity 100 kg

Code	No.	∅	
6390870	121 G-3	120	1,345

640-120

Mini magnetic lifter



- > Flexible thin shaft for smallest gaps

Code	No.	↳ mm	Magnet diameter	Ω	
6530630	640-120	400	3	120	0,024
1785338	640-270	400	4	270	0,025

640-500

Magnetic lifter



- > With flexible shaft and plastic handle
- > For picking up and holding small magnetic parts
- > Easy handling due to flexible shaft

Code	No.	↳ mm	Magnet diameter	Ω	
6531010	640-500	460	10,0	500	0,095
6531280	640-1800	520	12,0	1.800	0,23
6531360	640-3000	520	16,5	3.000	0,275

641

Claw gripper



- > With flexible shaft for grasping small parts
- > Also suitable for inserting split pins, dowels, etc. in confined areas
- > Max. gripping capacity 14 mm

Code	No.	↳ mm ↳	∅	⚖️
6531520	641	540	7,0	0,103

642 SP

Magnetic lifter



- > For searching and lifting small metal parts in confined areas
- > If necessary, the magnet can be unscrewed
- > Mirror diameter 30 mm

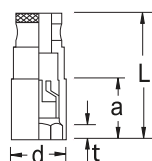
Code	No.	↳ mm ↳	Magnet diameter	Ω	⚖️
6536750	642 SP	500	12	350	0,172

50 - 57

Spark plug socket with retention spring



- > For use with actuating tools with 3/8" or 1/2" square drive or rotary pin ∅ 8 mm



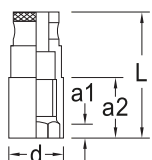
Code	No.	∅ mm	∅ "AF"	" "	L	t	a	d	⚖️
6361690	50	20,8	13/16	1/2"	63,5	7	25,5	27,5	0,136
6361770	56	18,0	3/8"	3/8"	63,5	7	20,5	23,5	0,138
6361930	57	18,0	1/2"	1/2"	63,5	7	20,5	23,5	0,125
6362740	53	16,0	3/8"	3/8"	63,5	7	20,5	21,5	0,103
6363040	54	16	1/2"	1/2"	63,5	7	20,5	21,5	0,095

50 MH - 57 MH

Spark plug socket with magnet

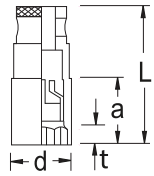


- > For use with actuating tools with 3/8" or 1/2" square drive or rotary pin ∅ 8 mm
- > With powerful magnets in the hexagon surface, which hold the spark plug safely on the hexagon
- > Wide opening gives space to the spark plug and makes it easier to put on the socket in confined areas
- > The ceramic core of the spark plug remains untouched



Code	No.	∅ mm	∅ "AF"	" "	" "	L	t	a	d	⚖️
6361420	50 MH	20,8	13/16	1/2"	12,5	64	7	30,5	27,5	0,136
6361500	52 MH	20,8	13/16	3/8"	10,0	64	7	30,5	27,5	0,146
6361850	56 MH	18,0	3/8"	3/8"	10,0	64	7	30,5	23,5	0,137
6362150	57 MH	18,0	1/2"	1/2"	12,5	64	7	30,5	23,5	0,127
6363470	54 MH	16,0	1/2"	1/2"	12,5	64	7	30,5	21,5	0,094

D 55
Spark plug socket 3/8"
UD profile



- > With retention spring
- > For use with operating tools with square drive 10 (3/8") or rotary pin Ø 8 mm

Code	No.	Ø mm	"		L	t	a	d	kg
1793586	D 55	14	3/8"	10,0	63,5	7,0	22,5	19,2	0,068

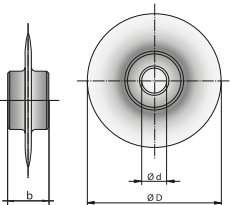
224
Ratchet pipe cutter
niro



- > Low space requirements, therefore highly suitable for working on vehicle exhaust gas systems
- > Easy handling due to automatic infeed of the cutting wheel at each revolution
- > Spare cutting wheel in addition

Code	No.	Ø mm	Wall thickness (min./max.)	↳ mm	kg
1600877	224011	16-35	1,0-3,0	260	0,93
1600885	224021	25-66	1,0-3,0	360	1,8

E 224
Cutting wheel



Code	No.	Designation	Ø D	b	Ø d	kg
1621440	224211	Replacement Cutting Wheel	26	6,3	4,8	0,007

E 224
Wheel bolt
with saftey ring



Code	No.	Designation	kg
1621459	224611	Wheel bolt with circlip size 12	0,003

4589
Chain pipe cutter



- > For pipes with Ø 75 mm and wall thickness 2,6 mm
- > Also suitable for stainless steel pipes

Code	No.	Ø mm max.	Length approx.	kg
1446940	4589	80	246	0,909
1446959	E-4589 A	75	315	0,2

614

Anti-freeze tester



- > For ethylene glycol mixtures
- > Practical, reliable apparatus with high measuring accuracy
- > Easy-to-read scale with degrees Celsius
- > Corrosion-proof

Code	No.		
6523770	614		0,15

8134

Installation pliers



- > For spreading of horseshoe pattern circlips of shaft retainers, on motors, gearboxes, clutches, etc.
- > For VW, AUDI and American vehicles

Code	No.	↳ mm	
6722030	8134-170 C	170	0,191

269

Bodywork file



- > With light-alloy handle and flexible milled file blades
- > No. 269 K complete with No. 269 F 9

Code	No.	Designation	
6460080	269 K	Bodywork file complete	0,85
6460160	269 L	Bodywork file without file blade	0,614

269 F

Flexible milled file blades



- > For GEDORE corrosserie file No. 269

Code	No.	Teeth "	Version	↳ mm	
5460030	269 F 7	7	extra coarse	354	0,249
5460110	269 F 9	9	roughly	354	0,289
5460380	269 F 12	12	fine	354	0,303

252 - 297

Planishing hand anvils



- > In heat-treated steel as per EN 10083
- > Enamelled, with ground faces

Code	No.	Dimensions	
6456990	252	72x55x63	1,206
6457020	253	Ø58,5x60	0,844
6457100	254	80x60x33	1,07
6457290	255	120x58x23	0,942
6457610	259	125x55x25	1,028
6461720	281	130x55x36	0,933
6461800	282	100x40x80x70x62	1,372
6462020	285	111x68x23,5	0,999
6463340	288	104x66x25	0,987

Workshop Supplies

289 - 291 Bodywork spoon



- > In heat-treated steel as per EN 10083
- > Painted blue, worktops sanded

Code	No.	↳ mm ▷	↳ inch ▷	⚖️
6463420	289	275	11	0,545
6463690	291	390	16	1,014

292 - 293 Prybar



- > Vanadium steel 31CrV3
- > Painted blue, worktops sanded

Code	No.	↳ mm ▷	↳ inch ▷	⚖️
6463770	292	450	16	1,888
6463850	293	500	19	2,186

251 Flat round face hammer



- > With handy ash handle (No. E-251 E)
- > In heat-treated steel as per EN 10083
- > Painted blue, worktops sanded

Code	No.	↳ mm ▷	↳ mm	● mm	● mm	Spare handle	⚖️
6456720	251	300	155	40	31	E-251 E	0,497

261 Planishing hammer



- > With handy ash handle (No. E-261 E)
- > In heat-treated steel as per EN 10083
- > Painted blue, worktops sanded

Code	No.	↳ mm ▷	↳ mm	● mm	Spare handle	⚖️
6457960	261	325	160	31	E-261 E	0,512
1440934	E-261 E	325				0,125

272 - 273 Smoothing hammer



- > With handy ash handle (No. E-251 E)
- > In heat-treated steel as per EN 10083
- > Painted blue, worktops sanded







Code	No.	↳ mm ▷	↳ mm	● mm	■ mm	Spare handle	⚖️
6460400	272	300	105	32	25,0	E-251 H	0,306
6460590	272 K	300	105	32	25,0	E-251 H	0,322
6460670	273	300	100	40	35,0	E-251 H	0,403
6460750	273 K	300	100	40	35,0	E-251 H	0,395

275 - 276 Embossing-hammer



- > With handy ash handle (No. E-251 E)
- > In heat-treated steel as per EN 10083
- > Painted blue, worktops sanded

Code	No.	↳ mm ▷	↳ mm	● mm	Spare handle	⚖️
6461050	275	300	160	40	E-251 H	0,446
6461130	276	300	160	40	E-251 H	0,446

<p>277 Point pein hammer</p> 	<ul style="list-style-type: none"> > With handy ash handle (No. E-251 E) > In heat-treated steel as per EN 10083 > Painted blue, worktops sanded 	<table border="1"> <thead> <tr> <th>Code</th> <th>No.</th> <th>↳ mm ▷</th> <th>↳ mm</th> <th>● mm</th> <th>Spare handle</th> <th>⚖️</th> </tr> </thead> <tbody> <tr> <td>6461210</td> <td>277</td> <td>300</td> <td>137</td> <td>37</td> <td>E-251 H</td> <td>0,331</td> </tr> </tbody> </table>	Code	No.	↳ mm ▷	↳ mm	● mm	Spare handle	⚖️	6461210	277	300	137	37	E-251 H	0,331	
Code	No.	↳ mm ▷	↳ mm	● mm	Spare handle	⚖️											
6461210	277	300	137	37	E-251 H	0,331											
<p>278 Planishing / grooving hammer</p> 	<ul style="list-style-type: none"> > With handy ash handle (No. E-251 E) > In heat-treated steel as per EN 10083 > Painted blue, worktops sanded 	<table border="1"> <thead> <tr> <th>Code</th> <th>No.</th> <th>↳ mm ▷</th> <th>↳ mm</th> <th>● mm</th> <th>Spare handle</th> <th>⚖️</th> </tr> </thead> <tbody> <tr> <td>6461480</td> <td>278</td> <td>300</td> <td>160</td> <td>40</td> <td>E-251 H</td> <td>0,406</td> </tr> </tbody> </table>	Code	No.	↳ mm ▷	↳ mm	● mm	Spare handle	⚖️	6461480	278	300	160	40	E-251 H	0,406	
Code	No.	↳ mm ▷	↳ mm	● mm	Spare handle	⚖️											
6461480	278	300	160	40	E-251 H	0,406											
<p>260 Bodywork tool set 8 pieces</p> 	<ul style="list-style-type: none"> > Workshop selection > Practical set composition 	<table border="1"> <thead> <tr> <th>Code</th> <th>No.</th> <th>Contents</th> <th>Pieces</th> <th>⚖️</th> </tr> </thead> <tbody> <tr> <td>6457880</td> <td>260</td> <td>251 252 253 254 255 281 273 K 226 E-2 + WK 260 L</td> <td>8</td> <td>7,4</td> </tr> <tr> <td>6459150</td> <td>S 260</td> <td>251 252 253 254 255 281 273 K 226 E-2</td> <td>8</td> <td>6,66</td> </tr> </tbody> </table>	Code	No.	Contents	Pieces	⚖️	6457880	260	251 252 253 254 255 281 273 K 226 E-2 + WK 260 L	8	7,4	6459150	S 260	251 252 253 254 255 281 273 K 226 E-2	8	6,66
Code	No.	Contents	Pieces	⚖️													
6457880	260	251 252 253 254 255 281 273 K 226 E-2 + WK 260 L	8	7,4													
6459150	S 260	251 252 253 254 255 281 273 K 226 E-2	8	6,66													
<p>280 Bodywork tool set 12 pieces</p> 	<ul style="list-style-type: none"> > Large workshop assortment > A selection of the most common dent removal tools 	<table border="1"> <thead> <tr> <th>Code</th> <th>No.</th> <th>Contents</th> <th>Pieces</th> <th>⚖️</th> </tr> </thead> <tbody> <tr> <td>6461640</td> <td>280</td> <td>272 K 273 K 277 278 281 282 288 291 292 293 259 225 E-32 + WK 280 L</td> <td>12</td> <td>16,9</td> </tr> <tr> <td>6462290</td> <td>S 280</td> <td>272 K 273 K 225 E 32 277 278 281 282 288 291 292 293 259</td> <td>12</td> <td>11,79</td> </tr> </tbody> </table>	Code	No.	Contents	Pieces	⚖️	6461640	280	272 K 273 K 277 278 281 282 288 291 292 293 259 225 E-32 + WK 280 L	12	16,9	6462290	S 280	272 K 273 K 225 E 32 277 278 281 282 288 291 292 293 259	12	11,79
Code	No.	Contents	Pieces	⚖️													
6461640	280	272 K 273 K 277 278 281 282 288 291 292 293 259 225 E-32 + WK 280 L	12	16,9													
6462290	S 280	272 K 273 K 225 E 32 277 278 281 282 288 291 292 293 259	12	11,79													
<p>8532 Offsetting pliers with punch</p> 	<ul style="list-style-type: none"> > Combination pliers for offsetting sheet metal edges up to 1 mm and for punching sheet metal for spot welding > Both operations can be carried out with one tool due to the rotatable head > One-hand operation without much effort 	<table border="1"> <thead> <tr> <th>Code</th> <th>No.</th> <th>● mm</th> <th>∅ mm</th> <th>↳ mm ▷</th> <th>⚖️</th> </tr> </thead> <tbody> <tr> <td>6751130</td> <td>8532</td> <td>22</td> <td>5</td> <td>325</td> <td>1,258</td> </tr> </tbody> </table>	Code	No.	● mm	∅ mm	↳ mm ▷	⚖️	6751130	8532	22	5	325	1,258			
Code	No.	● mm	∅ mm	↳ mm ▷	⚖️												
6751130	8532	22	5	325	1,258												
<p>8533 Punch pliers</p> 	<ul style="list-style-type: none"> > With adjustable stop for punching sheet metal up to 1.5 mm 	<table border="1"> <thead> <tr> <th>Code</th> <th>No.</th> <th>● mm</th> <th>∅ mm</th> <th>↳ mm ▷</th> <th>⚖️</th> </tr> </thead> <tbody> <tr> <td>6751640</td> <td>8533</td> <td>bis 30</td> <td>5</td> <td>260</td> <td>0,955</td> </tr> </tbody> </table>	Code	No.	● mm	∅ mm	↳ mm ▷	⚖️	6751640	8533	bis 30	5	260	0,955			
Code	No.	● mm	∅ mm	↳ mm ▷	⚖️												
6751640	8533	bis 30	5	260	0,955												

2200 - 2201
Letter and number punches



- > To label finished parts such as signs, tools, etc.
- > No. 2200 = 9 numbers, font height 6 mm
- > No. 2201 = 27 letters (A - Z, &), character height 6 mm

Code	No.	mm	mm	kg
8605140	2200-6	70	9	0,415
8605220	2201-6	70	9	1,24

905
Creepers



- > Made of PP (polypropylene) - resistant to oils, greases and brake fluid
- > Fatigue-free working, with head/neck cushion for maximum comfort
- > Bucket moulding gives additional hold and allows maximum freedom of movement
- > Load capacity 130 kg

Code	No.	L	H	W	kg
1823698	905	1.000	115	480	5,5

907
Wing protector



- > Protection from unwanted scratches, dents and dirt
- > Magnetic attachment keeps paintwork safe from damage - also attaches to galvanised steel sheet
- > Rugged, padded imitation leather and reinforced edges provide a perfect, cushioned working area

Code	No.	L	W	kg
1942956	907	1.100	650	0,62

906
Kneeling board



- > Made of solid foam, blue/black
- > With recessed grip

Code	No.	L	H	W	kg
1942948	906	450	30	210	0,11

8729

Contact file

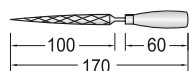


- > In blue PVC tear-off wallet

Code	No.	L	L "	Slash	
6771080	8729	150	6	2	0,009

8728

Key file set
6 pieces



- > For special filing work on metal
- > Ideal in tool-making and moulding
- > Consists of flat butt file, triangular file, square file, half-round file, round file
- > in acc. with DIN 7283

Code	No.	Contents	Pieces	
6771910	8728	flat butt file, triangular file, square file, half-round file, round file	6	0,15

8701

Hand file



- > With PVC handle
- > Acc. to DIN 7261 Form A

Code	No.	L	L "	W	H	Slash	
6768020	8701 2-6	150	6	16	4	2	0,096
6768100	8701 2-8	200	8	20	6	2	0,183
6768290	8701 2-10	250	10	25	6	2	0,323

8719

Triangular file



- > With PVC handle
- > Acc. to DIN 7261 Form C

Code	No.	L	L "	W	Slash	
6769260	8719 2-6	150	6	10	2	0,081
6769340	8719 2-8	200	8	14	2	0,177
6769420	8719 2-10	250	10	17	2	0,304

8722

Round file



- > With PVC handle
- > Acc. to DIN 7261 Form F

Code	No.	L	L "	Ø	Slash	
6770000	8722 2-6	150	6	6	2	0,057
6770190	8722 2-8	200	8	7,5	2	0,112
6770270	8722 2-10	250	10	9,5	2	0,186

8725

Semicircular workshop file



- > With PVC handle
- > Acc. to DIN 7261 Form E

Code	No.	L	L "	W	H	Slash	
6770350	8725 2-6	150	6	16	4,5	2	0,091
6770430	8725 2-8	200	8	20	6	2	0,17
6770510	8725 2-10	200	10	25	7	2	0,285

8730
Deburrer



6,3 1/4

- > The small, free-turning deburring knife adjusts to the contour of the workpiece and removes burr
- > The small deburring knife can rotate freely to adapt to the contour and remove the burr

Code	No.	Designation	
2190907	8730	Deburrer	0,09
2190915	E-8730	Deburrer bit 1/4" hex	0,005

644
Wire brush



- > With untreated wooden handle, angled pattern, smooth, cast steel wire bristles

Code	No.	Version	↳ mm	bristle length	
6531600	644	3-row	290	23	0,137
6531870	646	6-row	290	25	0,156

645
File brush



- > With carded cover and wooden handle
- > bristle field 110 x 40 mm

Code	No.	↳ mm	bristle length	
6531790	645	250	10	0,095

647 - 648
Spark plug brush



- > With brass wire bristles and wooden handle (No. 647) or plastic handle (No. 648)

Code	No.	↳ mm	bristle length	
6531950	647	180	15	0,022
6532090	648	100	14	0,009

401
Small saw for metal



- > Mini-hacksaw, bright nickel-plated
- > Saw blade No. 401 A

Code	No.	Designation	↳ mm	↳ inch	
6500050	401	Small saw for metal	350	13 3/4	0,226
5500000	401 A	Saw blade	200		0,012

403
Hacksaw



- > With adjustable tubular steel frame
- > For 10" and 12" hacksaw blades, complete with No. 403 A-405 A
- > Saw blade, single-sided (No. 403 A-405 A) and double-sided (No. 403 B-405 B)

Code	No.	Designation	↳ mm	↳ inch	
6500210	403	Hacksaw	410	18 1/2	0,411
5500350	403 A-405 A	Saw blade, single-sided			0,028
5500430	403 B-405 B	Saw blade, double-sided			0,041

404
Small saw for metal PUK®



- > Saw blade No. 404 A-406 A
- > Bimetal saw blade No. 407 A

Code	No.	Designation	↳ mm	↳ inch	
6500480	404	Small saw for metal PUK	390	11	0,107
5501080	404 A-406 A	Saw blade	1.545		0,003

406

Hobby saw



- > For wood and metal
- > Projection 50 mm
- > For pinned hacksaw blades, 145 mm
- > Saw blade No. 404 A-406 A

Code	No.	Designation	mm	inch	kg
6501020	406	Hobby saw	250	10	0,168

407

Hacksaw




- > For severing metals and steel
- > Practical, tool-free clamping function of the saw blade due to blue clamping element in the handle
- > Captive dowel pins fix the saw blade
- > Bimetal saw blade 407 A

Code	No.	Designation	kg
1879375	407	Hacksaw	0,66
1879383	407 A	Saw blade bimetal, one-sided	0,02

409

Parallel vice



- > Welded, compact design
- > Extra large anvil plate for straightening
- > Protected vice spindle
- > Adjustable guidance

Code	No.	mm	mm	kg
6500800	409	100	120	7,04
6500990	410	150	155	16,41

411

Parallel vice



- > Sturdy forged design
- > Protected vice spindle
- > Adjustable guidance

Code	No.	mm	mm	kg
6501100	411-125	125	150	12,4
6501290	411-150	150	200	17,1

E-411

Spare jaws for parallel vice



Code	No.	Designation	mm	kg
5704270	E-411 R-125	Pipe clamping jaws 125 mm	125	0,26
5704350	E-411 R-150	Pipe clamping jaws 150 mm	150	0,27
5704430	E-411 A-125	Aluminium jaws 125 mm	125	0,26
5704510	E-411 A-150	Aluminium jaws 150 mm	150	0,27

702

Feeler gauge set, fan pattern



- > With protective handle, folding, blade length 100 mm

Code	No.	mm	kg
6547520	702 8 M	5 10 15 20 25 30 40 50/100	0,037
6547600	702 88 M	3 4 5 6 7 8 9 10/100	0,027
6547790	702 13 M	5 10 15 20 25 30 40 50 60 70 80 90 100/100	0,065
6547870	702 20 M	5 10 15 20 25 30 35 40 45 50 55 60 65 70 75 80 85 90 95 100/100	0,1
6547950	702 21 M	10 12 14 16 18 20 22 24 26 28 30 32 34 36 38 40 42 44 46 48 50/100	0,068
6548250	702 8 A	.002 .004 .006 .008 .010 .012 .015 .020"	0,033
6548680	702 13 A	.002 .003 .004 .005 .006 .008 .010 .012 .015 .020 .025 .030 .035"	0,055

Workshop Supplies

703 M

Valve feeler gauge



- > 7 blades, blade length 75 mm

Code	No.				
6549140	703 M	10	15	20	25 30 35 40/100



0,011

705 M

Spark plug gauge



- > With electrode adjuster
- > Gauge wires in precision steel wire

Code	No.	∅ mm		
6549570	705 M	40	50	60 70 75 80 90 100/100



0,027

706

Thread gauge



- > 52 leaves
- > For metric and Whitworth threads
- > Pitches 0.25-6.00 mm / 62-4 Step" W

Code	No.	Feeler gauge		
6549730	706	0,25 - 6,00		



0,083

710

Pocket vernier calliper



- > Acc. to DIN 862 Form A 2
- > For internal and external measurements, with polished tips, depth gauge and high-speed setting
- > With millimeter and inch graduation, vernier 1/20 and 1/128".
- > In leather wallet

Code	No.	∣ mm ∣	mm	inch	
6555030	710	213	140	5.1/2	



0,171

711

Digital measuring calliper



- > Acc. to DIN 862
- > Switchable from millimetres to inches
- > Measuring range: 0 - 150 mm/6"
- > With data output (mini-USB)
- > Zeroing in any position
- > In sturdy plastic case

Code	No.	∣ mm ∣	mm	inch	
6550070	711	230	150	6	



0,408

717

Steel rule










- > With millimetre and inch divisions according to DIN ISO 2768
- > Top edge 1/64; 1/32 and 1/16 inch graduation, bottom edge 1/2 mm and 1/1 mm graduation
- > Etched graduation for a legible reading
- > Reading from left to right

Code	No.	∣ mm ∣	∣ "inch ∣	
1965603	717-30	300	12	



0,01

<p>718 Inspection mirror</p> 	<ul style="list-style-type: none"> > For inspection of areas that are not directly visible > Mirror of resistant mineral glass, Ø 30 mm, swivels through 360° > Telescope handle adjusts from 130 to 670 mm 	<table border="1"> <thead> <tr> <th>Code</th> <th>No.</th> <th>Ø</th> <th>↳ mm</th> <th>kg</th> </tr> </thead> <tbody> <tr> <td>1979841</td> <td>718</td> <td>30,0</td> <td>130-670</td> <td>0,04</td> </tr> </tbody> </table>	Code	No.	Ø	↳ mm	kg	1979841	718	30,0	130-670	0,04		
Code	No.	Ø	↳ mm	kg										
1979841	718	30,0	130-670	0,04										
<p>720 Tweezers</p> 	<ul style="list-style-type: none"> > With angled tips 	<table border="1"> <thead> <tr> <th>Code</th> <th>No.</th> <th>↳ mm</th> <th>kg</th> </tr> </thead> <tbody> <tr> <td>6556270</td> <td>720</td> <td>155</td> <td>0,025</td> </tr> </tbody> </table>	Code	No.	↳ mm	kg	6556270	720	155	0,025				
Code	No.	↳ mm	kg											
6556270	720	155	0,025											
<p>721 Cross tweezers</p> 	<ul style="list-style-type: none"> > With straight tips 	<table border="1"> <thead> <tr> <th>Code</th> <th>No.</th> <th>↳ mm</th> <th>kg</th> </tr> </thead> <tbody> <tr> <td>6556350</td> <td>721</td> <td>160</td> <td>0,033</td> </tr> </tbody> </table>	Code	No.	↳ mm	kg	6556350	721	160	0,033				
Code	No.	↳ mm	kg											
6556350	721	160	0,033											
<p>722-1 Precision tweezers flat, glare-free</p> 	<ul style="list-style-type: none"> > Flat, fine, long points 	<table border="1"> <thead> <tr> <th>Code</th> <th>No.</th> <th>↳ mm</th> <th>kg</th> </tr> </thead> <tbody> <tr> <td>1881655</td> <td>722-1</td> <td>130</td> <td>0,022</td> </tr> </tbody> </table>	Code	No.	↳ mm	kg	1881655	722-1	130	0,022				
Code	No.	↳ mm	kg											
1881655	722-1	130	0,022											
<p>722-1 ESD Precision tweezers ESD flat, glare-free</p> 	<p></p> <ul style="list-style-type: none"> > Flat, fine, long points > ESD = electrically conductive 	<table border="1"> <thead> <tr> <th>Code</th> <th>No.</th> <th>↳ mm</th> <th>kg</th> </tr> </thead> <tbody> <tr> <td>1881663</td> <td>722-1 ESD</td> <td>130</td> <td>0,022</td> </tr> </tbody> </table>	Code	No.	↳ mm	kg	1881663	722-1 ESD	130	0,022				
Code	No.	↳ mm	kg											
1881663	722-1 ESD	130	0,022											
<p>722-2 Precision tweezers</p> 	<ul style="list-style-type: none"> > Flat, fine points 	<table border="1"> <thead> <tr> <th>Code</th> <th>No.</th> <th>↳ mm</th> <th>kg</th> </tr> </thead> <tbody> <tr> <td>1881671</td> <td>722-2</td> <td>95</td> <td>0,01</td> </tr> </tbody> </table>	Code	No.	↳ mm	kg	1881671	722-2	95	0,01				
Code	No.	↳ mm	kg											
1881671	722-2	95	0,01											
<p>745 Scriber</p> 	<ul style="list-style-type: none"> > Made of special steel 	<table border="1"> <thead> <tr> <th>Code</th> <th>No.</th> <th>↳ mm</th> <th>kg</th> </tr> </thead> <tbody> <tr> <td>6559530</td> <td>745</td> <td>250</td> <td>0,058</td> </tr> </tbody> </table>	Code	No.	↳ mm	kg	6559530	745	250	0,058				
Code	No.	↳ mm	kg											
6559530	745	250	0,058											
<p>746 Carbide scriber</p> 	<ul style="list-style-type: none"> > With drop mechanics > With interchangeable tip No. E-746 	<table border="1"> <thead> <tr> <th>Code</th> <th>No.</th> <th>↳ mm</th> <th>kg</th> </tr> </thead> <tbody> <tr> <td>6559610</td> <td>746</td> <td>140</td> <td>0,022</td> </tr> <tr> <td>5545100</td> <td>E-746 35</td> <td>35</td> <td>0,002</td> </tr> </tbody> </table>	Code	No.	↳ mm	kg	6559610	746	140	0,022	5545100	E-746 35	35	0,002
Code	No.	↳ mm	kg											
6559610	746	140	0,022											
5545100	E-746 35	35	0,002											

4533-2

Wood sectioned folding ruler



- > Robust 2 m model with protective caps
- > Links 3.0 x 16 mm
- > Riveted joint guarantees dimensional stability even in extreme humidity or dryness
- > With easy to read metric dual scale
- > Accuracy Class III
- > EC type-approval for continuous mm-pitch

Code	No.	L m	
1837087	4533-2	2	0,086

4534

Steel tape measure



- > With belt clip and rewind stop
- > mm-divisions
- > Yellow steel tape Accuracy Class II

Code	No.	L m	mm	
6697920	4534-3	3	13	0,128
6698060	4534-5	5	19	0,22
6698140	4534-8	8	25	0,365

900 20

Lamp LED Li-MH USB charging connection



- > Versatile deployable LED/UV lamp of a slim design with extra functions
- > Continuously dimmable and switchable in blue-violet from LED to UV light (for tracking leaks.g. in air-conditioners and heat pumps).

- > Charging either via the supplied power pack or a USB interface
- > 620 lumen



Code	No.	L	H	W	
3108678	900 20	477	40	50	0,295

8552

Thread extractor set 25 pieces



- > For extracting broken screws and bolts with threads M5 - M16
- > In handy plastic case, with twist drills, guide sleeves, extractor pins and extractor nuts

Code	No.	Contents	Pieces	
6755550	8552-025	Extracting pins size 1" 2" 3" 4" 5" Drill sleeves size 1" 2" 3" 4" 5" 6" 7" 8" 9" 10" Extraction nuts 10" 11" 13" 14" 17 mm Drill 8.7-11/32" 8-5/16" 6.4-1/4" 4.8-3/16" 3.2-1/8" Drill	25	0,79


140
Thread file

- > For repairing damaged internal and external threads

Code	No.	appropriate for	↳ mm	
6409640	140	0,80 1,00 1,25 1,50 1,75 2,00 2,50 3,00 mm	230	0,125
6409720	140 A	24 20 18 16 14 13 12 11 inch	230	0,125
6409800	140 W	24 20 18 16 14 12 11 10 Whitworth	230	0,124




8551 S
Bolt-extractor-set

- > For removing broken screws, bolts and tube ends
- > Minimum extraction force torque thanks to the new cross-sectional geometry
- > Reduced drilling depth thanks to an optimised thread length
- > In plastic box

Code	No.	Contents	Pieces	
2659336	8551 S-005	8551 S Bolt extractor M3-M6 M6-M8 M8-M11 M11-M14 M14-M18	5	0,125
2659344	8551 S-006	8551 S Bolt extractor M3-M6 M6-M8 M8-M11 M11-M14 M14-M18 M18-M24	6	0,23


8551 S
Bolt-extractor

- > For removing broken screws, bolts and tube ends
- > Minimum extraction force torque thanks to the new cross-sectional geometry
- > Reduced drilling depth thanks to an optimised thread length

Code	No.			Ø	Bore		↳ mm
2659352	8551 S 1	M3 - M6	1/8" - 1/4"	1,8 - 7,0 mm	1,8	2,7	50
2659379	8551 S 2	M6 - M8	1/4" - 5/16"	3,2 - 10,0 mm	3,2	3,8	57
2659387	8551 S 3	M8 - M11	5/16" - 7/16"	4,5 - 13,0 mm	4,5	4,9	64
2659395	8551 S 4	M11 - M14	7/16" - 9/16"	6,5 - 16,0 mm	6,5	7	71
2659409	8551 S 5	M14 - M18	9/16" - 3/4"	8,5 - 21,0 mm	8,5	9	79
2659417	8551 S 6	M18 - M24	3/4" - 1"	12,0 mm	14	12	85




8551
Bolt-extractor-set

- > Chrom-vanadium-steel, 54 HRC
- > In transparent plastic box

Code	No.	Contents	Pieces	
6759620	8551-55	8551 Bolt extractor M3-M6 M6-M8 M8-M11 M11-M14 M14-M18	5	0,117
6759700	8551-66	8551 Bolt extractor M3-M6 M6-M8 M8-M11 M11-M14 M14-M18 M18-M24	6	0,221
6759890	8551-88	8551 Bolt extractor M3-M6 M6-M8 M8-M11 M11-M14 M14-M18 M18-M24 M24-M33 M33-M45	8	0,724

8551
Bolt-extractor

- > Chrom-vanadium-steel, 54 HRC

Code	No.			Ø	Bore		↳ mm
6758490	8551 1	M3 - M6	1/8" - 1/4"	1,4 - 3,6 mm	1,8	2,7	50
6758570	8551 2	M6 - M8	1/4" - 5/16"	2,1 - 4,9 mm	2,6	3,8	50
6758650	8551 3	M8 - M11	5/16" - 7/16"	3,1 - 5,5 mm	3,7	4,9	65
6758730	8551 4	M11 - M14	7/16" - 9/16"	4,8 - 8,8 mm	5,5	7	70
6758810	8551 5	M14 - M18	9/16" - 3/4"	6,2 - 11,0 mm	7	9	80
6759030	8551 6	M18 - M24	3/4" - 1"	9,4 - 15,0 mm	10,3	12	85
6759110	8551 7	M24 - M33	1" - 1.3/8"	12,7 - 19,0 mm	13,7	14,5	95
6759380	8551 8	M33 - M45	1.3/8" - 1.3/4"	17,5 - 24,0 mm	18,6	18	100

Workshop Supplies

8551 TGZ

Tool holder
with ratchet and eyelet



- > With countersunk eyelet for easier alignment of the taps/screw extractor
- > Reversible for clockwise or counterclockwise operation
- > Sliding T-handle
- > With two-jaw chuck to hold square shanks

Code	No.	mm	M	mm	
3126331	8551 TGZ-1	2,0 - 5,0	M3 - M8	85	0,18
3126358	8551 TGZ-2	4,6 - 8,0	M5 - M12	110	0,275

8551 TG

Tool holder
with ratchet

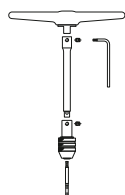


- > Reversible for clockwise or counterclockwise operation
- > Sliding T-handle
- > With two-jaw chuck to hold square shanks

Code	No.	mm	M	mm	
2659468	8551 TG-3	9,0 - 12,5	M13 - M20	230	1,04

8553

Thread cutting set



- > For internal thread M3 - M6
- > For external threads M3 - M6, max. 40 mm long
- > Ratchet drive system with extension unit
- > Additional guide sleeve for dies to ensure accurately aligned thread cutting along the bar axis, with swarf collector

Code	No.	Contents	Pieces	
1939068	8553	Cross handle ratchet 2093 U-3 T Offset screwdriver 2 mm Extension 1/4". Die holder Clamping head tap holder Grub screw M4x6 Washer Guide disk M3 M4 M5 M6 Die M3 M4 M5 M6 Tap M3 M4 M5 M6	19	0,51

130

Three-edged bearing scraper



- > Made of special steel
- > with wooden handle
- > Flanged blade

Code	No.	Spoon			
8777350	130-150	70	150	270	0,136
8777430	130-200	85	200	315	0,171

131

Curved bearing scraper
(Long scraper)
American version



- > Made of special steel
- > with wooden handle
- > Flanged blade

Code	No.	Spoon			
8778320	131-200	85	200	315	0,1

132

Three-edged hollow ground scraper



- > Made of special steel
- > with wooden handle
- > Flanged blade

Code	No.			
8779130	132-150	150	270	0,1
8779480	132-200	200	315	0,163
8779560	132-250	250	365	0,185

133 F

Flat scraper



- > Made of special steel
- > with wooden handle
- > Flanged blade

Code	No.	mm	mm	mm	mm	
8780490	133 F-150	20,0	5,0	150	270	0,19
8780650	133 F-200	20,0	5,0	200	315	0,234
8780730	133 F-250	25,0	6,0	250	365	0,39

133 H

Carbide flat scraper



- > Brazed-in carbide plate
- > with wooden handle

Code	No.	mm	mm	mm	mm	
4523000	133 H	30,0	5,0	250	365	0,35

133 D

Gasket scraper



- > Made of special steel
- > with wooden handle
- > Flanged blade

Code	No.	mm	mm	
1395262	133 D-150	150	260	0,12

133 K

Gasket scraper



- > With blue plastic handle

Code	No.	mm	mm	
6535190	133 K	22,5	240	0,154

134

Three-edged flat ground scraper



- > Made of special steel
- > with wooden handle
- > Flanged blade

Code	No.	mm	mm	
8781620	134-100	100	200	0,072
8781890	134-150	150	270	0,139
8782000	134-200	200	315	0,168

134 K

Three-square scraper

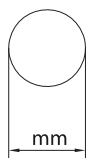


- > With ground edges
- > Shaft PVC coated
- > With black plastic handle

Code	No.	mm	mm	mm	
4646860	134 K	6,0	80	170	0,06

5700

Arc punches



- > Acc. to DIN 7200 Form A
- > For stamping out cardboard, leather, rubber, sealing materials and other soft materials

Code	No.	Ø mm	Ø inch	mm	Code	No.	Ø mm	Ø inch	mm
4542300	570002	2	1/16	105	4545670	570022	22	7/8 "	160
4542490	570003	3	1/8	105	4545750	570023	23	29/32 "	170
4542570	570004	4	5/32	105	4540440	570024	24	15/16 "	170
4542650	570005	5	3/16	110	4618300	570025	25	1 "	170
4542730	570006	6	1/4	110	4618490	570026	26	1.1/32 "	170
4542810	570007	7		120	4618570	570027	27	1.1/16 "	175
4543030	570008	8	5/16 "	120	4618650	570028	28	1.3/32 "	175
4543110	570009	9	11/32 "	120	4618730	570029	29	1.1/8 "	175
4543380	570010	10	3/8 "	130	4618810	570030	30	1.3/16 "	190
4543460	570011	11	7/16 "	130	4619030	570031	31		190
4543540	570012	12	15/32 "	130	4619110	570032	32	1.1/4 "	190
4543620	570013	13	1/2 "	140	4619380	570033	33		195
4626590	570014	14	9/16 "	140	4619460	570034	34	1.5/16 "	195
4543890	570015	15	19/32 "	140	4619540	570035	35	1.3/8 "	195
4543970	570016	16	5/8 "	140	4619620	570036	36		200
4544000	570017	17	21/32 "	145	4619700	570037	37	1.7/16 "	205
4544190	570018	18	11/16 "	145	4619890	570038	38	1.1/2 "	205
4544270	570019	19	3/4 "	145	4619970	570039	39		205
4544350	570020	20	25/32 "	160	4620040	570040	40	1.9/16 "	205
4546560	570021	21	13/16 "	160					

5703

Set of arc punches



- › Acc. to DIN 7200 Form A
- › For stamping out cardboard, leather, rubber, sealing materials and other soft materials
- › In plastic rolling bag

Code	No.	Contents	Pieces	
1549502	570303	Arc punch 3, 5, 7, 8, 10, 13, 16, 19, 22, 25 mm	10	1,85
1549510	570304	Arc punch 3, 6, 8, 10, 12, 16, 20, 25 mm	8	1,47
2646382	570307	Arc punch 4, 6, 8, 10, 12, 14, 16 mm	7	0,96

1101-5705

Set of arc punches in i-BOXX® 72



- › Acc. to DIN 7200 Form A
- › For stamping out cardboard, leather, rubber, sealing materials and other soft materials
- › In GEDORE i-BOXX® 72 No. 1101 L

Code	No.	Contents	Pieces	
2963469	1101-570500	Hole diameter 2, 3, 4, 5, 6, 7, 8, 9, 10, 11, 12, 13, 14, 15, 16, 18, 20, 22 mm+ GEDORE i-BOXX® 72 No. 1101 L	18	3,83

420

Tin snips



- › Right hand cutting
- › For long straight cuts
- › Berlin pattern
- › Sheet thickness max. 1.0 mm at strength 600 N/mm²

Code	No.	Version	l- mm -l	
4513980	420025	right hand cutting	250	0,47
4514010	420030	right hand cutting	300	0,74

421

Hole cutting snips



- › For short straight and figure cuts (great radii)
- › Sheet thickness max. 1.0 mm at strength 600 N/mm²

Code	No.	Version	l- mm -l	
4514280	421025	right hand cutting	250	0,49
4514360	421027	right hand cutting	275	0,52

422

Ideal pattern snips



- › For straight continuous and figure cuts
- › Sheet thickness max. 1.0 mm at strength 600 N/mm²

Code	No.	Version	l- mm -l	
4514870	422026	right hand cutting	260	0,51
4515090	422126	left hand cutting	260	0,565

423

Pelican pattern snips



- › Right hand cutting
- › For long straight continuous and figure cuts
- › Sheet thickness max. 1.0 mm at strength 600 N/mm²

Code	No.	Version	l- mm -l	
4515250	423030	right hand cutting	300	0,73
4515330	423035	right hand cutting	350	0,85











































































424

Ideal pattern snips



- › For straight continuous and figure cuts
- › With lever action
- › Self-opening with installed spring, with lock
- › Sheet thickness max. 1.2 mm at strength 600 N/mm²

Code	No.	Version	l- mm -l	
4515410	424026	right hand cutting	260	0,53
4515680	424126	left hand cutting	260	0,53

<p>425 Figure snips</p> 	<ul style="list-style-type: none"> > For straight continuous and figure cuts > With lever action > Self-opening with installed spring, with lock > Sheet thickness max. 1.2 mm at strength 600 N/mm² 	<table border="1"> <thead> <tr> <th>Code</th> <th>No.</th> <th>Version</th> <th>↳ mm ↲</th> <th></th> </tr> </thead> <tbody> <tr> <td>4515760</td> <td>425026</td> <td>right hand cutting</td> <td>260</td> <td>0,48</td> </tr> </tbody> </table>	Code	No.	Version	↳ mm ↲		4515760	425026	right hand cutting	260	0,48															
Code	No.	Version	↳ mm ↲																								
4515760	425026	right hand cutting	260	0,48																							
<p>0038 Pocket knife</p> 	<ul style="list-style-type: none"> > Anchor or dinghy knife for heavy-duty use > Collapsible > Extremely sharp 	<table border="1"> <thead> <tr> <th>Code</th> <th>No.</th> <th></th> <th></th> <th></th> </tr> </thead> <tbody> <tr> <td>9100580</td> <td>0038-08</td> <td>80</td> <td>180</td> <td>0,086</td> </tr> </tbody> </table>	Code	No.				9100580	0038-08	80	180	0,086															
Code	No.																										
9100580	0038-08	80	180	0,086																							
<p>0042 Cable knife</p> 	<ul style="list-style-type: none"> > With wire stripper > Collapsible > Extremely sharp 	<table border="1"> <thead> <tr> <th>Code</th> <th>No.</th> <th></th> <th></th> <th></th> </tr> </thead> <tbody> <tr> <td>9100660</td> <td>0042-09</td> <td>90</td> <td>195</td> <td>0,076</td> </tr> </tbody> </table>	Code	No.				9100660	0042-09	90	195	0,076															
Code	No.																										
9100660	0042-09	90	195	0,076																							
<p>0063 Cable knife</p> 	<ul style="list-style-type: none"> > With wire stripper > Collapsible > Extremely sharp 	<table border="1"> <thead> <tr> <th>Code</th> <th>No.</th> <th></th> <th></th> <th></th> </tr> </thead> <tbody> <tr> <td>9101200</td> <td>0063-08</td> <td>80</td> <td>200</td> <td>0,092</td> </tr> </tbody> </table>	Code	No.				9101200	0063-08	80	200	0,092															
Code	No.																										
9101200	0063-08	80	200	0,092																							
<p>0059 - 0067 Pocket knife</p> 	<ul style="list-style-type: none"> > Traditional working knife > Collapsible > Extremely sharp 	<table border="1"> <thead> <tr> <th>Code</th> <th>No.</th> <th></th> <th></th> <th></th> </tr> </thead> <tbody> <tr> <td>9101120</td> <td>0059-10</td> <td>100</td> <td>210</td> <td>0,102</td> </tr> <tr> <td>9101390</td> <td>0065-09</td> <td>90</td> <td>185</td> <td>0,078</td> </tr> <tr> <td>9101470</td> <td>0067-07</td> <td>70</td> <td>160</td> <td>0,061</td> </tr> </tbody> </table>	Code	No.				9101120	0059-10	100	210	0,102	9101390	0065-09	90	185	0,078	9101470	0067-07	70	160	0,061					
Code	No.																										
9101120	0059-10	100	210	0,102																							
9101390	0065-09	90	185	0,078																							
9101470	0067-07	70	160	0,061																							
<p>0117 Work knife</p> 	<ul style="list-style-type: none"> > Especially suitable as packaging, carton, storage or paper knife > Extremely sharp 	<table border="1"> <thead> <tr> <th>Code</th> <th>No.</th> <th></th> <th></th> <th></th> </tr> </thead> <tbody> <tr> <td>9102520</td> <td>0117-10</td> <td>100</td> <td>220</td> <td>0,092</td> </tr> <tr> <td>9102600</td> <td>0117-12</td> <td>120</td> <td>240</td> <td>0,105</td> </tr> <tr> <td>9102790</td> <td>0117-16</td> <td>160</td> <td>280</td> <td>0,125</td> </tr> <tr> <td>9102870</td> <td>0117-18</td> <td>180</td> <td>300</td> <td>0,145</td> </tr> </tbody> </table>	Code	No.				9102520	0117-10	100	220	0,092	9102600	0117-12	120	240	0,105	9102790	0117-16	160	280	0,125	9102870	0117-18	180	300	0,145
Code	No.																										
9102520	0117-10	100	220	0,092																							
9102600	0117-12	120	240	0,105																							
9102790	0117-16	160	280	0,125																							
9102870	0117-18	180	300	0,145																							
<p>0246 Industrial knife</p> 	<ul style="list-style-type: none"> > Wide blade with straight back > Extremely sharp 	<table border="1"> <thead> <tr> <th>Code</th> <th>No.</th> <th></th> <th></th> <th></th> </tr> </thead> <tbody> <tr> <td>9106860</td> <td>0246-16</td> <td>160</td> <td>280</td> <td>0,12</td> </tr> </tbody> </table>	Code	No.				9106860	0246-16	160	280	0,12															
Code	No.																										
9106860	0246-16	160	280	0,12																							
<p>0291 Universal knife</p> 	<ul style="list-style-type: none"> > Universal use > Extremely sharp 	<table border="1"> <thead> <tr> <th>Code</th> <th>No.</th> <th></th> <th></th> <th></th> </tr> </thead> <tbody> <tr> <td>9107910</td> <td>0291-06</td> <td>60</td> <td>175</td> <td>0,052</td> </tr> </tbody> </table>	Code	No.				9107910	0291-06	60	175	0,052															
Code	No.																										
9107910	0291-06	60	175	0,052																							

Workshop Supplies

0365
Universal knife



> Stainless

Code	No.			
9109290	0365-07	70	165	0,039

0513
Cable knife



> With wire stripper
> Collapsible
> Extremely sharp

Code	No.			
9113050	0513-09	90	195	0,08

6952
Rescue knife



> For assured cutting, severing and dissecting a wide range of materials
> High-grade, universal jack knife with extra belt cutter and glass shatterer
> Tempered blade with partial serration

Code	No.			
3100464	SB 6952-00	85	203	0,2

0175
Scraper



> Stamped blade
> Fine-polished, flexible C75 carbon steel

Code	No.	W	
9104060	0175-05	50	0,079
9104140	0175-06	60	0,077
9104300	0175-10	100	0,108

0179
Scraper



> Professional version
> Forged throughout
> Fine-polished, flexible C50 carbon steel

Code	No.	W	
9104730	0179-06	60	0,084

1277
Industrial scissors professional



> With 2 equal eyes
> For universal use
> Adjuster screw for later adjustment





















Code	No.	Size	Length of cutting edge	Total length	
9119840	1277-16	6"	65	160	0,061
9119920	1277-18	7"	80	180	0,088

8096
Small universal scissors



> With insulation stripping slot
> Nickel plated, blue handle covers

Code	No.	Length of cutting edge	Total length	
6707900	8096-140	50	140	0,075

<p>920 Work gloves FastFit</p> 	<ul style="list-style-type: none"> > Designed for universal use > Stage 5 classification as per EN 420/03 (scale from 0 - 5) > Rugged imitation leather and synthetic material 	<table border="1"> <thead> <tr> <th>Code</th> <th>No.</th> <th>Glove size</th> <th></th> </tr> </thead> <tbody> <tr> <td>1938576</td> <td>920 8</td> <td>S/8</td> <td>0,07</td> </tr> <tr> <td>1938584</td> <td>920 9</td> <td>M/9</td> <td>0,07</td> </tr> <tr> <td>1938592</td> <td>920 10</td> <td>L/10</td> <td>0,08</td> </tr> <tr> <td>1938606</td> <td>920 11</td> <td>XL/11</td> <td>0,08</td> </tr> <tr> <td>1938614</td> <td>920 12</td> <td>XXL/12</td> <td>0,08</td> </tr> </tbody> </table>	Code	No.	Glove size		1938576	920 8	S/8	0,07	1938584	920 9	M/9	0,07	1938592	920 10	L/10	0,08	1938606	920 11	XL/11	0,08	1938614	920 12	XXL/12	0,08
Code	No.	Glove size																								
1938576	920 8	S/8	0,07																							
1938584	920 9	M/9	0,07																							
1938592	920 10	L/10	0,08																							
1938606	920 11	XL/11	0,08																							
1938614	920 12	XXL/12	0,08																							
<p>922 Work gloves M-Pact</p> 	<ul style="list-style-type: none"> > For heavy duty use > Stage 5 classification as per EN 420/03 (scale from 0 - 5) > Rubber reinforced finger tips > Additional knuckle protectors > Rugged imitation leather and synthetic material 	<table border="1"> <thead> <tr> <th>Code</th> <th>No.</th> <th>Glove size</th> <th></th> </tr> </thead> <tbody> <tr> <td>1938738</td> <td>922 8</td> <td>S/8</td> <td>0,05</td> </tr> <tr> <td>1938746</td> <td>922 9</td> <td>M/9</td> <td>0,08</td> </tr> <tr> <td>1938754</td> <td>922 10</td> <td>L/10</td> <td>0,08</td> </tr> <tr> <td>1938762</td> <td>922 11</td> <td>XL/11</td> <td>0,09</td> </tr> <tr> <td>1938770</td> <td>922 12</td> <td>XXL/12</td> <td>0,09</td> </tr> </tbody> </table>	Code	No.	Glove size		1938738	922 8	S/8	0,05	1938746	922 9	M/9	0,08	1938754	922 10	L/10	0,08	1938762	922 11	XL/11	0,09	1938770	922 12	XXL/12	0,09
Code	No.	Glove size																								
1938738	922 8	S/8	0,05																							
1938746	922 9	M/9	0,08																							
1938754	922 10	L/10	0,08																							
1938762	922 11	XL/11	0,09																							
1938770	922 12	XXL/12	0,09																							
<p>WT 1056 1 Heavy-duty belt with cushioning</p> 	<ul style="list-style-type: none"> > Fits waist size from 80 to 120 cm (32"-48") > Strong padding for maximum comfort > Made from leather 	<table border="1"> <thead> <tr> <th>Code</th> <th>No.</th> <th>L</th> <th>W</th> <th></th> </tr> </thead> <tbody> <tr> <td>1802410</td> <td>WT 1056 1</td> <td>1.330</td> <td>145</td> <td>0,446</td> </tr> </tbody> </table>	Code	No.	L	W		1802410	WT 1056 1	1.330	145	0,446														
Code	No.	L	W																							
1802410	WT 1056 1	1.330	145	0,446																						
<p>WT 1056 2 Universal pouch</p> 	<ul style="list-style-type: none"> > Leather pocket for knives > Hammer holder with metal hooks > Hook for tape measure 	<table border="1"> <thead> <tr> <th>Code</th> <th>No.</th> <th>W</th> <th>H</th> <th></th> </tr> </thead> <tbody> <tr> <td>1811096</td> <td>WT 1056 2</td> <td>290</td> <td>290</td> <td>0,434</td> </tr> </tbody> </table>	Code	No.	W	H		1811096	WT 1056 2	290	290	0,434														
Code	No.	W	H																							
1811096	WT 1056 2	290	290	0,434																						
<p>WT 1056 3 Drill holster</p> 	<ul style="list-style-type: none"> > Suitable for drill-machines and battery-drills > With pockets for screws and bits > Securing loop as loss-proof 	<table border="1"> <thead> <tr> <th>Code</th> <th>No.</th> <th>W</th> <th>H</th> <th></th> </tr> </thead> <tbody> <tr> <td>1818147</td> <td>WT 1056 3</td> <td>210</td> <td>320</td> <td>0,184</td> </tr> </tbody> </table>	Code	No.	W	H		1818147	WT 1056 3	210	320	0,184														
Code	No.	W	H																							
1818147	WT 1056 3	210	320	0,184																						

Workshop Supplies

WT 1056 4
Hammer holder
with metal hooks



- > Holds any claw hammer at a comfortable angle
- > Enables boundless freedom of movement
- > Hooks stainless steel and swivel

Code	No.	W	H	
1818155	WT 1056 4	100	160	0,118

WT 1056 5
Three-pouch belt set



- > Fits waist size from 80 to 120 cm (32"-48")
- > 4 holsters, 5 storage compartments and 1 hook for tape measure

Code	No.	W	H	
1818163	WT 1056 5	690	270	0,83

WT 1056 6
Electricians' pouch



- > Screwdriver holders
- > Extra pocket for insulation stripping knife
- > Holding shackle for insulating tape

Code	No.	W	H	
1818171	WT 1056 6	240	320	0,424

WT 1056 7
Heavy-duty belt set



- > Heavily padded belt for superior comfort when fully loaded
- > Fits waist size from 80 to 120 cm (32"-48")
- > Leather basic belt

Code	No.	Designation	L	
1818198	WT 1056 7	Heavy-duty belt set	1.330	1,106
1963171	WT 1056 7-1	Mobile phone holder	250	0,052

WT 1056 8
Duo pouch



- > Leather pocket for knives
- > 2 large storage compartments

Code	No.	W	H	
1818201	WT 1056 8	240	280	0,348

WT 1056 9
 Roll-up bag


- > With 12 pockets for narrow tools, e.g. ring spanner or screwdriver
- > Delivery without tools

Code	No.	W	H	
1818228	WT 1056 9	320	350	0,26

WT 1056 10
 Knee pads, pair


- > Made of rubberized, strong synthetic leather
- > Soft lining for comfortable kneeling
- > Velcro fastening
- > Universal size

Code	No.	
1818236	WT 1056 10	0,18

WT 1056 11
 Tool rucksack PROFİ empty


- > With extremely large storage volume
- > Practical and ergonomic arrangement of the internal and external pockets
- > Reinforced back, padded shoulder straps and additional top grip
- > Tear-resistant polyester fabric with 3M reflective stripes, suede

Code	No.	L	H	D	
1818244	WT 1056 11	300	400	120	2,696

WT 1056 12
 Tool rucksack SOFT


- > Soft rucksack, extremely light and yet strong
- > Made of tear-resistant polyester fabric
- > Strong zippers
- > Padded adjustable shoulder straps and additional practical handle on the top

Code	No.	L	H	D	
1818252	WT 1056 12	380	410	70	1,6

WT 1056 13
 Tool vest


- > Multifunctional tool vest with many pockets and holsters
- > Universal size, individually infinitely variable width adjustment
- > Tear-resistant polyester fabric with 3M reflective stripes, suede
- > splash-proofed

Code	No.	W	H	
1818260	WT 1056 13	480	660	0,818