

TOOL ASSORTMENTS AND TOOL MODULES

This has not only been an issue since 5S: GEDORE has perfected workshop organisation and storage with its tool ranges and modules.

The areas of application in which the GEDORE tool range is used are just as varied as its range. To ensure that workers at every workplace has the optimally adapted set and the greatest flexibility in selecting the tools they need, GEDORE offers tool sets tailored to motor vehicles, commercial vehicles, plumbing, electrical installations or universal use.

Safe and organised storage of tools is increasingly important. That is why GEDORE has developed the module system: Tool inserts made of ES synthetic or CT foam, adapted to the drawer sizes of GEDORE tool trolleys and the compartments of toolboxes and chests.

The multitude of different module variants offer the possibility of equipping tool trolleys and rolling workbenches as desired and thus assembling the exact arrangement of tools for the tasks at hand. The large selection of pre-configured modules creates countless combination possibilities.



CLEVER SOLUTIONS

Ideally suited for GEDORE tool trolleys and rolling workbenches with variable drawer arrangement

EVERYTHING SAFELY STOWED AWAY

- Clearly arranged storage
- Safe transport
- Space-saving storage
- Versatile combination



VERSATILE
SPACE-SAVING
CLEARLY ARRANGED



ES-PLASTIC MODULES

- Made of impact-resistant ABS plastic
- Oil and acid resistant
- The tool lies perfectly in position and is protected from damage
- Recessed grips make it easier to take out the tool

CT-FOAM MODULES

- Simple visual check due to 2-coloured foam inserts
- Particularly suitable for work in sensitive areas where it must be ensured that no tools are left behind.
- Bottom layer blue, top layer black.
The colour blue shows missing tools
- Clearly visible tool contours make it easier to put the tool back into the right nest
- The tool lies perfectly in place and is protected from damage
- Recessed grips make it easier to remove the tool
- Resistant to oils and greases
- Easy to clean with water and soap

1041-002

PROFI-tool assortment in case
100 pieces



12,5 1/2" mm

- > Professional set for all trades
- > In a sturdy hard-shell case made of impact-resistant ABS plastic

- > Sturdy aluminium frame



Code	No.	Contents	
3082148	1041-002	100 piece tool assortment PROFi + case WK 1041 L	12,9



1 B 8 10 13 17 19 22



19 8 10 13 17 19 22



1990-5



1993 U-20



VH 19



666-U-20



H 43 TX-09



H 42-10



60 P 8, 8"



106



137 10



156 S



247 H 30



406



0513-09



647



710



2150 3 4,5,5,6,5 8



2160 PH 0 12



2160 PZ 12



4534 3



4615 3



8096 140



8098-160 JC



8133-200 JC



8245-180 JC



8316-160 JC



142 10 TL, 10"

1041-001

Tool assortment BASIC in case
74 pieces



- > Basic equipment for all trades
- > In a sturdy hard-shell case made of impact-resistant ABS plastic



- > robust aluminium frame

Code	No.	Contents	
3082121	1041-001	74 piece tool assortment BASIC + case WK 1041 L	10,6



1000

Tool case TOURING
49 pieces



12,5 **1/2"** mm

- > The perfect tool assortment
- > In a handy plastic case



- > GEDORE vanadium tools, chrome-plated
- > Dimensions: W 437 x D 397 x H 160 mm

Code	No.	Contents	
6600780	1000	49-piece tool assortment TOURING + case WK 1000 L	7



1090

Tool case electrician
90 pieces



6,3 1/4 mm

- > The perfect tool set for the electrician or property manager
- > In a robust hard-shell case made of impact-resistant ABS plastic



- > GEDORE vanadium tools, chrome-plated
- > Dimensions: W 480 x D 370 x H 180 mm

Code	No.	Contents	
6601590	1090	Assortment S 1090 + Case WK 1018 L	13,155



6 14x17 18x19 21x23
22x24



8 4,4,5,5,5,5 6 7 8 9
10 11 12 13



20 4,4,5,5,5,5 6 7 8 9 10 11 13



2087



2095



2098



2090 -4



2093 U -3



42 2 (5/64AF) 2,5 3 4 5 6 7 8 10



60 CP 10



156 S



2153 5,5



2161 PH 1



2160 PZ 1 2



VDE 2160 PH 1 2



VDE 2170 3,5 4,5,5 6,5



4615 3,5



173 5,5 8



174 1



745



0513-09



4534 -3



401



401 A [10x]



145 10 JC



8096 -140



VDE 8098 -160



VDE 8120 -160



VDE 8250 -180



VDE 8132 AB -160



VDE 8316 -200



95 -175



99 10-2 10-4



101



112 A -250



112 S



600 H -300



72 H -100

E-1090 LK LZ LF LS

WWW.GEDORE.COM

1091
Electricians tool case
18 pieces



- > Robust tool case with 18-piece assortment
- > Especially suitable for apprentices in electrical professions
- > Anti-Theft protection by 2 lockable latches, delivery includes 2 keys

> Inside dimensions: 430 x 200 x 290 mm



Code	No.	Contents	
1953710	1091	Assortment S 1091 + Case WK 1091 L	8,25



VDE 2133 7 8 10



VDE 2160 PH 1 2 3



VDE 2170 3 4 5,5



4528



4533-2



VDE 4616



4629



8097



VDE 8132 -160 H



VDE 8250 -180 H



VDE 8316 -180 H



E-1091 ST

S 1072-001
Tool bag with tool assortment
29 pieces



- > With carrying handle and carrying strap
- > 17 open compartments, 1 of which with Velcro fastener

> Additional 7 internal stretch tape holders

Code	No.	Contents	
3100448	S 1072-001	29-piece tool assortment + tool bag WK 1072 L	5,9



7 10 13 14 17 19



D 19 10 13 14 17 19



1990 125



1993 U-20



2150 5,5 8



2160 PH 12



42 2,2 5,3 4 5 6 8



142 12 TL



4615-3 220-250 V



4534-3



8250-180 TL



95-150



4 E-300

S 1400 G

Universal tool assortment
100 pieces



12,5 1/2"

- > Tools in metric sizes
- > Supplied in tool modules 1500 ES, suitable for fit in 5 drawers of the GEDORE tool trolleys (e.g. workster) and workbenches

> Also available in the 1400 L tool cabinet

Code	No.	Contents	
6612790	S 1400 G	100 Tools in metric sizes	17,7
6613250	1400 G	100 Tools in metric sizes + cabinet 1400 L	46,7



S 1151

Tool assortment
57 pieces



12,5 1/2"

- > For workshops and service workstations
- > Tools in metric sizes

> Also available in tool box or on tool boards

Code	No.	Contents	
6607010	S 1151	57 tools in metric sizes	9,8
6610660	1151-1335	57 tools in metric sizes	18,5



S1007

Mechanic's tool assortment
179 pieces





6,3 1/4 12,5 1/2 8 5/16

- > A complete professional tool assortment
- > Suitable for mounting in GEDORE tool trolley No. WSL-L7 (workster)

> Tools in metric sizes

Code	No.	Contents	 27,51
6601080	S 1007	179-piece tool assortment mechanic	27,51


2 6x7 8x9 10x11 12x13
14x15 16x17 18x19 20x22
21x23 24x27 25x28 30x32


6 6x7 8x9 10x11 12x13
14x15 16x17 18x19 20x22
21x23 24x27 25x28 30x32


20 4,5 5 5,5 6 7 8 9
10 11 13


19 8 10 11 12 13 14 15 16
17 18 19 21 22 23 24 26 27
28 30 32


2093-U3


1993 U-10 T


1987, 2087


1990 -5 -10, 2090 -4



1995, 2095


IN 19 5 6 7 8 9 10 12 14 17


20 E


PH 42-88 2 (S/64AF)
2,5 3 4 5 6 8 10


60 CP 8



298-04


137 10


140


143 10 C


144 7 C


2150 3 4 5,5 6,5 8 10


2153 6,5


156 S


2160 PH 1 2 3


2160 PZ 1 2


2098



2161 PH 1 2


175 1.1/2


248 ST -40



600 H -500


132 -200



139 -400


100-10


99 10-3 12-5


97 -125 -150 -200



98 -125


119 -2 -3 -4 -5 -6 -8


424026


404


407


640 -1800


710


745


KB 819, KB 820


K 1900-018


0513-09


4534 -3


8000 A1, A2


8000 A11, A21


8000 J1, J2


8000 J11, J21


8250 -180 JC


8132 -160 JC


8132 AB -160 JC


8316 -160 JC


8719 2-8


8722 2-8


8725 2-8


8728


8367 -160 JC


8551 1 2 3 4 5 6 7 8


8701 2-8


8722

S 1151 A

Tool assortment inch
57 pieces



12,5 1/2" AF


- > For workshops and service stations
- > Tools in inch sizes
- > Also available in tool box

Code No. Contents



6607280 S 1151 A 57 Tools in inch sizes

9,355



S 1500 ES-01

Module assortment small
104 pieces



6,3 1/4" 12,5 1/2"

- > General basic assortment for beginners of all professions
- > Tools in metric sizes

> Tool modules made of ABS plastic

Code No. Contents



2319845 S 1500 ES-01 Combination wrench set in 2/3 ES-module No. 1500 ES-1 B
1/2" set of socket wrench inserts in 1/3 ES-module No. 1500 ES-19, hexagon
1/2" accessories for socket wrench inserts in 1/3 ES module No. 1500 ES-1993 U-20
1/4" socket wrench assortment in 1/3 ES module No. 1500 ES-20
Pliers assortment in 1/3 ES module No. 1500 ES-145
Chisel assortment in 1/3 ES module No. 1500 ES-350
Screwdriver set in 1/3 ES module No. 1500 ES-2150 PH

14,02



S 1500 ES-02

Module assortment middle
207 pieces




+



6,3 1/4 12,5 1/2 8 5/16

- > Basic equipment for the commercial sector or ambitious DIY enthusiast
- > Tools in metric sizes

- > Tool modules made of ABS plastic

Code	No.	Contents	 kg
2319853	S 1500 ES-02	Combination spanner set in 2/3 ES module No. 1500 ES-1 B Double open ended spanner set in 1/3 ES module No. 1500 ES-6 1/2" set of socket wrench inserts in 1/3 ES module No. 1500 ES-19 IS 1/2" set screwdriver inserts in 1/3 ES module No. 1500 ES-ITX 19 LKP 1/2" set screwdriver inserts in 1/3 ES module No. 1500 ES-IN 19 LKM 1/2" accessories for socket wrench inserts in 1/3 ES module No. 1500 ES-1993 U-20 1/4" socket wrench assortment in 1/3 ES module No. 1500 ES-20 Socket wrench set in 1/3 ES module No. 1500 ES-2133 Set of open-end wrenches with ring ratchet in 1/3 ES module No. 1500 ES-7 R Pliers assortment in 1/3 ES module No. 1500 ES-145 Chisel assortment in 1/3 ES module No. 1500 ES-350 Measuring assortment in 1/3 ES module No. 1500 ES-711 Screwdriver set in 1/3 ES module No. 1500 ES-2150 PH 1/2" ES-2150 PH Screwdriver assortment in 1/3 ES module No. 1500 ES-K 1900 Set of mounting pliers in 1/3 ES module No. 1500 ES-8000 Distance module empty No.1500 ED-70 K, 475x77x40 mm [6x].	28,3
2657708	1500 ES-02-2004	207 tools in metric dimensions + Tool trolley with 8 drawers No. 2004 0620	117,1



1500 ES-1 B



1500 ES-6



1500 ES-19 IS



1500 ES-ITX 19 LKP



1500 ES-IN 19 LKM



1500 ES-1993 U-20



1500 ES-20



1500 ES-2133



1500 ES-7 R



1500 ES-145



1500 ES-350



1500 ES-711



1500 ES-2150 PH



1500 ES-K 1900



1500 ES-8000



1500 ED-70 K (6x)

WWW.GEDORE.COM

S 1500 ES-03

Module assortment large
325 pieces



6,3 1/4" 12,5 1/2" 6,3 1/4" 8 5/16"

- > Extensive industrial range for professionals
- > Tools in metric sizes

> Tool modules made of ABS plastic

Code	No.	Contents	
2319861	S 1500 ES-03	Combination wrench set in 2/3 ES-module No. 1500 ES-1 B 1/2" set of socket wrench inserts in 1/3 ES-module No. 1500 ES-19 IS 1/2" accessories for socket wrench inserts in 1/3 ES module No. 1500 ES-1993 U-20 Double-end box wrench set in 1/3 ES module No. 1500 ES-2 Double ended ring wrench set in ES module No. 1500 ES-2 B, short pattern 1/4" socket wrench assortment in 1/3 ES module No. 1500 ES-20 1/4" socket wrench assortment in CT module No. 1500 CTD-20 BIT Socket wrench set in 1/3 ES module No. 1500 ES-2133 Screwdriver set in 1/3 ES module No. 1500 ES-2150 PH Screwdriver set in 1/3 ES module No. 1500 ES-2163 TX Double jointed key set in 1/3 ES module No. 1500 ES-34 Chisel assortment in 1/3 ES module No. 1500 ES-350 Double ended ring wrench set in 1/3 ES module No. 1500 ES-400, open Double open ended wrench set in 1/3 ES-module No. 1500 ES-6 Set of open-end wrenches with ring ratchet in 1/3 ES-module No. 1500 ES-7 R Measuring assortment in 1/3 ES module No. 1500 ES-711 Set of mounting pliers in 1/3 ES module No. 1500 ES-8000 Offset screwdriver set in 2/3 ES module No. 1500 ES-DT 2142 1/2" set of screwdriver inserts in 1/3 ES module No. 1500 ES-IN 19 LKM 1/2" set of screwdriver inserts in 1/3 ES module No. 1500 ES-ITX 19 LKP 1/2" screwdriver assortment in 1/3 ES module No. 1500 ES-K 1900 VDE pliers assortment in 1/3 ES module, No. 1500 ES-VDE 145 VDE Screwdriver set in 1/3 ES module No. 1500 ES-VDE 2170 PZ Screw extractor set No. 8551-55, M3-M18 Offset screwdriver set No. H 42 KEL-88, SW 2 2.5 3 4 5 6 8 10 mm, ball head Offset screwdriver set No. H 43 KTX-07, SW TX T10 T15 T20 T25 T27 T30 T40 Warding file set No. 8728 Flat file, triangular, square, half-round, round file Adjustable open-end wrench No. 60 P 8 10" Grip Pliers No. 137 10 Voltage Detector No. 4615 3, 220-250 V, 3mm Cable knife No. 0513-09, 195 mm 1/2" fast turntable No. 1940 Distance module empty No. 1500 ED-70 K, 475x77x40 mm [7x].	38
2657716	1500 ES-03-2004	325 tools in metric dimensions + Tool trolley with 9 drawers No. 2004 0810	125,8



1500 ES-1 B



1500 ES-19 IS



1500 ES-1993 U-20



1500 ES 2



1500 ES-20



1500 ES-34



1500 CTD-20 BIT



1500 ES-2133



1500 ES-2150 PH



1500 ES-2163 TX



1500 ES-350



1500 ES-400



1500 ES-6



1500 ES-7 R



1500 ES-711



1500 ES-8000



1500 ES-K 1900



1500 ES-DT 42



1500 ES-IN 19 LKM



1500 ES-ITX 19 LKP



1500 ES-VDE 145



1500 ES-VDE 2170 PZ



1500 ES-1.07



8551-55



H 42 KEL-88



H 43 KTX-07



8728



60 P 8



137 10



4615 3



0513 09



1940



1500 ED-70 K (7x)

TS-147

Tool assortment in Check-Tool-Modules 147 pieces




- > GEDORE Check-Tool-System: 2-colour foam insert to check that the set is complete
- > Each tool is securely held in its own pocket, grip recesses facilitate removal of the tools

Code	No.	Contents	
2955997	TS-147	1/4"+1/2" socket range in CT module no. TS CT2-D19-D20, 81 pieces Combination spanner set in CT module no. TS CT2-7, 24 pieces Tool assortment in CT module no. TS CT2-2154SK-119, 14 pieces Pliers range in CT module no. TS CT2-142, 28 pieces	11,98

TS-190

Tool assortment in Check-Tool-Module 190 pieces



- > GEDORE Check-Tool-System: 2-colour foam insert to check that the set is complete
- > Each tool is securely held in its own pocket, grip recesses facilitate easy removal of the tools

Code	No.	Contents	
2956527	TS-190	1/4"+1/2" socket range in CT module no. TS CT2-D19-D20, 81 pieces Combination spanner set in CT module no. TS CT2-7, 24 pieces Tool assortment in CT module no. TS CT2-2154SK-119, 14 pieces Pliers range in CT module no. TS CT2-142, 28 pieces Tool assortment in 2/4 CT module no. TS CT2-6-8000, 15 pcs. 1/2" set screwdriver bits in 2/4 CT module no. TS CT2-ITX19, 28 pcs.	17,08

TS-308

Tool assortment in Check-Tool-Module 308 pieces



- > GEDORE Check-Tool-System: 2-colour foam insert to check that the set is complete
- > Each tool is securely held in its own pocket, grip recesses facilitate easy removal of the tools

Code	No.	Contents	
2956535	TS-308	1/4" 1/2" socket wrench assortment in CT module No. TS CT2-D19-D20, 81 pcs Combination spanner set in CT module No. TS CT2-7, 24 pcs Tool assortment in CT module No. TS CT2-2154SK-119, 14 pcs. Pliers assortment in CT module No. TS CT2-142, 28 pcs. Tool assortment in 2/4 CT module No. TS CT2-6-8000, 15 pcs 1/2" set of screwdriver sockets in 2/4 CT module No. TS CT2-ITX19, 28 pcs Tool assortment in 2/4 CT module No. TS CT2-2133-2163TX, 13 pcs Wrench set in 2/4 CT module No. TS CT2-7R-2, 28 pcs Tool assortment in 2/4 CT module No. TS CT2-D30, 59 pcs Tool assortment in 2/4 CT module No. TS CT2-710, 17 pcs Hacksaw No. 407	30,14

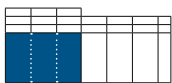
i GEDORE MODULE SYSTEM

Combine according to scheme

The areas of application in which the GEDORE tool range is used are just as varied as its range of tools. The GEDORE modular system was developed to ensure that every worker at every workplace has the best possible combination and the greatest possible flexibility in selecting the tools they need. The many different module variants offer the possibility of equipping tool trolleys and rolling workbenches as needed and thus assembling the exact arrangement of tools for the tasks at hand. The large selection of pre-configured modules offers countless combination possibilities.

GEDORE also has an ideal solution for special cases and requirements that are not covered by the module range: the iMOD range allows individual design of the tool modules and precise coordination with your own needs and guarantees perfect tool organisation.

Drawer size with loading grid of the tool trolleys and rolling workbenches



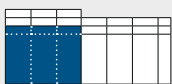
S
W 480 x D 325 mm



1578



1580



M
W 480 x D 400 mm



WSL-M6



2004 0511



2004 0810



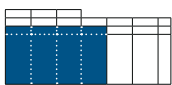
1504



1502



1506 XL



L
W 640 x D 400 mm



WHL-L7



WSL-L7



2005 0511



2005 0810

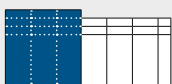


1504 XL



GTT B-S-177

LIMITED EDITION



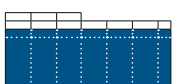
XL
W 480 x D 550 mm
Partial extract D 505 mm



1505



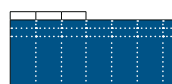
B 1500 L



XXL 1
W 1055 x D 400 mm



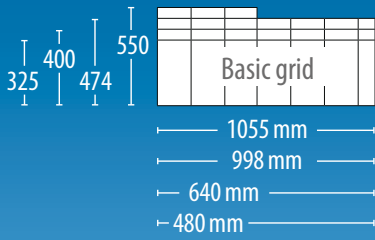
1504 XL



XXL 2
W 998 x D 474 mm



1507 XL

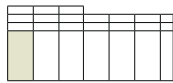


The drawer sizes and module variants are shown using a common basic grid.

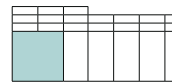
The respective drawers (blue) can be individually combined with the tool and distance modules (coloured) according to the grid.



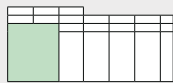
Module variants for individual assembly



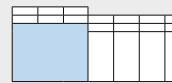
1/3 MODULE
ES + CT1 MODULE
W 157,5 x D 310 mm



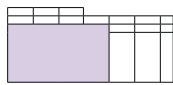
2/3 MODULE
ES + CT2 MODULE
W 315 x D 310 mm



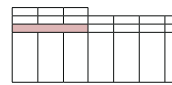
2/4 MODULE
2005 + CT2 MODULE
W 316,5 x D 390 mm



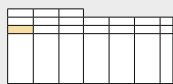
3/4 MODULE
2005+ CT3 MODULE
W 472,5 x D 390 mm



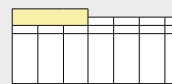
4/4 MODULE
2005 + CT4 MODULE
W 633 x D 390 mm



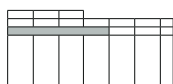
70/70K MODULE
W 475 x D 77 mm



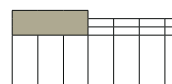
1/3 MODULE DISTANCE MODULE
W 152 x D 77 mm



150 K DISTANCE MODULE
W 480 x D 150 mm



70 XL DISTANCE MODULE
W 625 x D 77 mm



230 CT DISTANCE MODULE
W 475 x D 230 mm



Modules

1500 ES-1 B

Combination
spanner set
in 2/3 ES-Module



- > Made of impact-resistant ABS plastic, black grained
- > Oil and acid resistant

Code	No.	Contents	
6612280	1500 ES-1 B	1 B 6 7 8 9 10 11 12 13 14 15 16 17 18 19 20 21 22 PH 42-88 (2,2,5 3 4 5 6 8 10)	2,79

Code	No.	
5620330	1500 E-1B-7 L	0,25

1500 ES-2

Double ended
ring spanner set
in 1/3 ES-Module



- > Made of impact-resistant ABS plastic, black grained
- > Oil and acid resistant

Code	No.	Contents	
6621190	1500 ES-2	2 6x7 8x9 10x11 12x13 14x15 16x17 18x19 20x22	1,616

Code	No.	
5626290	1500 E-2 L	0,25

1500 ES-400

Double ended
ring spanner set, open
in 1/3 ES-Module



- > Made of impact-resistant ABS plastic, black grained
- > Oil and acid resistant

Code	No.	Contents	
1731157	1500 ES-400	400 8x10 10x11 12x14 13x15 17x19	0,824

Code	No.	Designation	
1731173	1500 E-400 L	ES-Module empty	0,12

1500 ES-6

Double open
ended spanner set
in 1/3 ES-Module



- > Made of impact-resistant ABS plastic, black grained
- > Oil and acid resistant

Code	No.	Contents	
6621000	1500 ES-6	6 6x7 8x9 10x11 12x13 14x15 16x17 18x19 20x22 21x23 24x27	1,702

Code	No.	Designation	
5626100	1500 E-6-7R L	ES-Module empty	0,25

1500 ES-7

Combination
spanner set
in 2/3 ES-Module



- > Made of impact-resistant ABS plastic, black grained
- > Oil and acid resistant

Code	No.	Contents	
6612520	1500 ES-7	7 6 7 8 9 10 11 12 13 14 15 16 17 18 19 20 21 22 PH 42-88 (2,2,5 3 4 5 6 8 10)	2,232

Code	No.	Designation	
5620330	1500 E-1B-7 L	ES-Module empty	0,25

1500 ES-7-32

Combination
spanner set
in 2/3 ES-Module



- > Made of impact-resistant ABS plastic, black grained
- > Oil and acid resistant

Code	No.	Contents	
1761145	1500 ES-7-32	7 23 24 27 30 32	2,348

Code	No.	Designation	
1761153	1500 E-7-32 L	ES-Module empty	0,33

1500 ES-7 R
Combination ratchet spanner set in 1/3 ES-Module




- > Made of impact-resistant ABS plastic, black grained
- > Oil and acid resistant

Code	No.	Contents	
2305429	1500 ES-7 R	7 R 8 10 12 13 14 15 16 17 18 19	1,5

Code	No.	Designation	
5626100	1500 E-6-7R L	ES-Module empty	0,25

1500 ES-34
Swivel head wrench double ended set in 1/3 ES-Module



- > Made of impact-resistant ABS plastic, black grained
- > Oil and acid resistant

Code	No.	Contents	
6605070	1500 ES-34	34 8x9 10x11 12x13 14x15 16x17	1,272

Code	No.	Designation	
5622890	1500 E-34 L	ES-Module empty	0,15

1500 ES-534
Set combination swivel head wrenches in 1/3 ES-Module




- > Made of impact-resistant ABS plastic, black grained
- > Oil and acid resistant

Code	No.	Contents	
1813196	1500 ES-534	534 10 11 13 14 15 17 19 26 RS 1 2	1,614

Code	No.	Designation	
1813226	1500 E-534 L	ES-Module empty	0,14

1500 ES-2133
Socket set in 1/3 ES-Module




- > Made of impact-resistant ABS plastic, black grained
- > Oil and acid resistant

Code	No.	Contents	
1751239	1500 ES-2133	2133 5,5 6 7 8 9 10	1,038

Code	No.	Designation	
2823829	1500 E-2133 L	ES-Module empty	0,14

1500 ES-20
Socket set 1/4" in 1/3 ES-Module



- > Made of impact-resistant ABS plastic, black grained
- > Oil and acid resistant

Code	No.	Contents	
6626230	1500 ES-20	20 4 5 5,5 6 7 8 9 10 11 12 13 14 IN 20 3 4 5 6 8 TX 20 E4 E5 E6 E7 E8 E10 ITX 20 T8 T9 T10 T15 T20 T25 T27 T30 T40 2087 2090-4 2095 2098 2093 U-10	1,066

Code	No.	Designation	
5621490	1500 E-20 L	ES-Module empty	0,14

1500 ES-30
Socket set 3/8" in 1/3 ES-Module



- > Made of impact-resistant ABS plastic, black grained
- > Oil and acid resistant

Code	No.	Contents	
6626070	1500 ES-30	30 6 7 8 9 10 11 12 13 14 15 16 17 18 19 IN 30 4 5 6 8 10 3095 3087 3090-5 -10 3093 U-10	1,83

Code	No.	Designation	
5621220	1500 E-30 L	ES-Module empty	0,14

Modules

1500 ES-ITX 30

Screwdriver bit socket set 3/8" in 1/3 ES-Module



- > Made of impact-resistant ABS plastic, black grained
- > Oil and acid resistant

Code	No.	Contents	
1640860	1500 ES ITX 30	IN 30 L 4 5 6 7 8 10 ITX 30 T20 T25 T27 T30 T40 T45 T50 ITX 30 L T20 T25 T27 T30 T40 T45 T50 TX 30 E5 E6 E7 E8 E10 E11 E12 E14 IS 30 5,5 6,5 8 10 12 IKS 30 1 2 3 IKS 30 PZD 1 2 3	2,346

Code	No.	Designation	
1643363	1500 E-ITX 30 L	ES-Module empty	0,14

1500 ES-19

Sockets 1/2", hexagon in 1/3 ES-Module



- > Made of impact-resistant ABS plastic, black grained
- > Oil and acid resistant

Code	No.	Contents	
6626580	1500 ES-19	19 10 11 12 13 14 15 16 17 18 19 21 22 23 24 26 27 28 30 32 IN 19 6 7 8 9 10 12 14	2,956

Code	No.	Designation	
5621650	1500 E-19 L	ES-Module empty	0,14

1500 ES-D 19

Socket set 1/2", UD-Profile in 1/3 ES-Module



- > Made of impact-resistant ABS plastic, black grained
- > Oil and acid resistant

Code	No.	Contents	
1899694	1500 ES-D 19	D 19 10 11 12 13 14 15 16 17 18 19 21 22 23 24 26 27 28 30 32 IN 19 6 7 8 9 10 12 14	2,9

Code	No.	Designation	
5621650	1500 E-19 L	ES-Module empty	0,14

1500 ES-19 IS

Socket set 1/2" in 1/3 ES-Module



- > Made of impact-resistant ABS plastic, black grained
- > Oil and acid resistant

Code	No.	Contents	
1733109	1500 ES-19 IS	19 10 11 12 13 14 15 16 17 18 19 21 22 23 24 26 27 28 30 32 IS 19 10x1,6 12x2 IKS 19 2 3 4 INX 19 8 10	2,984

Code	No.	Designation	
5621650	1500 E-19 L	ES-Module empty	0,14

1500 ES-IN 19 LKM

Screwdriver bit socket set 1/2" in 1/3 ES-Module



- > Made of impact-resistant ABS plastic, black grained
- > Oil and acid resistant

Code	No.	Contents	
1402234	1500 ES-IN 19 LKM	IN 19 5 6 7 8 9 10 12 14 17 IN 19 L 5-90 6-90 8-90 10-140 12-140	2,124

Code	No.	Designation	
1402714	1500 E-IN 19 LKM	ES-Module empty	0,15

1500 ES-ITX 19 LKP

Screwdriver bit socket set 1/2" in 1/3 ES-Module



- > Made of impact-resistant ABS plastic, black grained
- > Oil and acid resistant

Code	No.	Contents	
1402226	1500 ES-ITX 19 LKP	ITX 19 T20 T25 T27 T30 T40 T45 T50 T55 T60 ITX 19 L T20-100 T25-100 T27-100 T30-100 T40-100 T45-100 T50-100 T55-100 T60-100 708	2,156

Code	No.	Designation	
1402706	1500 E-ITX 19 LKP	ES-Module empty	0,15

1500 ES-1993 U-20

Accessories for socket wrenches 1/2" in 1/3 ES-Module



12,5 1/2"

- > Made of impact-resistant ABS plastic, black grained
- > Oil and acid resistant

Code	No.	Contents	
1550756	1500 ES-1993U-20	1993 U-20 1987 1995 1990-5 -10	1,9

Code	No.	Designation	
5621810	1500 E-1993 L	ES-Module empty	0,14

1500 ES-1993 T

Accessories for socket wrenches 1/2" in 1/3 ES-Module



12,5 1/2"

- > Made of impact-resistant ABS plastic, black grained
- > Oil and acid resistant

Code	No.	Contents	
6626740	1500 ES-1993 T	1993 U-10 T 1987 1995 1990-5 -10	1,984

Code	No.	Designation	
5621810	1500 E-1993 L	ES-Module empty	0,14

1500 ES-K 19 L

Set impact sockets 1/2" in 1/3 ES-Module



12,5 1/2" 

- > Made of impact-resistant ABS plastic, black grained
- > Oil and acid resistant

Code	No.	Contents	
1640836	1500 ES K 19 L	K 19 L 10 13 14 16 17 18 19 21 22 23 24 27	3,394

Code	No.	Designation	
1643371	1500 E-K 19 L L	ES-Module empty	0,12

1500 ES-K 1900

Impact driver set 1/2" in 1/3 ES-Module



12,5 1/2"    

- > Made of impact-resistant ABS plastic, black grained
- > Oil and acid resistant

Code	No.	Contents	
1402242	1500 ES-K 1900	K 19 10 13 14 17 19 880 7 8 9 12 885 5 6 8 10 890 1 2 3 4 KB 819 K 1900	1,9

Code	No.	Designation	
1402722	1500 E-K 1900 L	ES-Module empty	0,15

1500 ES-DT 2142

Hexagon allen key set in 2/3 ES-Module



- > Made of impact-resistant ABS plastic, black grained
- > Oil and acid resistant

Code	No.	Contents	
1543474	1500 ES-DT 2142	DT 2142 2 2,5 3 4 5 6 7 8 10	1,337

Code	No.	Designation	
1543490	1500 E-DT 2142 L	ES-Module empty	0,27

1500 ES-2150 PH

Screwdriver set in 1/3 ES-Module



- > Made of impact-resistant ABS plastic, black grained
- > Oil and acid resistant

Code	No.	Contents	
1523708	1500 ES-2150 PH	2150 4 5,5 6,5 8 2160 PH 1 2	0,82

Code	No.	Designation	
2823829	1500 E-2133 L	ES-Module empty	0,14

Modules

1500 ES-2150 PZ Screwdriver set in 1/3 ES-Module



- > Made of impact-resistant ABS plastic, black grained
- > Oil and acid resistant

Code	No.	Contents	
1523694	1500 ES-2150 PZ	2150 4,5,5 6,5 8 2160 PZ 1 2	0,846

Code	No.	Designation	
2823829	1500 E-2133 L	ES-Module empty	0,14

1500 ES-2163 TX Screwdriver set in 1/3 ES-Module



- > Made of impact-resistant ABS plastic, black grained
- > Oil and acid resistant

Code	No.	Contents	
1582666	1500 ES-2163 TX	2163 TX T8 T10 T15 T20 T25 T30	0,638

Code	No.	Designation	
2823829	1500 E-2133 L	ES-Module empty	0,14

1500 ES-2163 TXB Screwdriver set in 1/3 ES-Module



- > Made of impact-resistant ABS plastic, black grained
- > Oil and acid resistant

Code	No.	Contents	
1616625	1500 ES-2163 TXB	2163 TXB T10 T15 T20 T25 T30 T40	0,724

Code	No.	Designation	
2823829	1500 E-2133 L	ES-Module empty	0,14

1500 ES-VDE 2170 PZ VDE Screwdriver set in 1/3 ES-Module



- > Made of impact-resistant ABS plastic, black grained
- > Oil and acid resistant

Code	No.	Contents	
1733095	1500 ES-VDE 2170 PZ	VDE 2170 4,5,5 6,5 8 VDE 2160 PZ 1 2	0,846

Code	No.	Designation	
2823829	1500 E-2133 L	ES-Module empty	0,14

1500 ES-145 Pliers set in 1/3 ES-Module



- > Made of impact-resistant ABS plastic, black grained
- > Oil and acid resistant

Code	No.	Contents	
6614650	1500 ES-145	142 10 JC 8250-180 JC 8132-160 JC 8316-160 JC	1,4

Code	No.	Designation	
5620840	1500 E-145 L	ES-Module empty	0,14

1500 ES-VDE 145 VDE Pliers set in 1/3 ES-Module



- > Made of impact-resistant ABS plastic, black grained
- > Oil and acid resistant

Code	No.	Contents	
1733079	1500 ES-VDE 145	142 10 C VDE 8250-180 H VDE 8132-160 H VDE 8314-160 H	1,32

Code	No.	Designation	
5620840	1500 E-145 L	ES-Module empty	0,14

1500 ES-8000

Circlip pliers for retaining rings in 1/3 ES-Module



- > Made of impact-resistant ABS plastic, black grained
- > Oil and acid resistant

Code	No.	Contents	
1402196	1500 ES-8000	8000 A 1 8000 A 2 8000 A 21 8000 J 1 8000 J 2 8000 J 21	1,136

Code	No.	Designation	
1446479	1500 E-8000 L	ES-Module empty	0,15

1500 ES-137

Grip wrench set in 1/3 ES-Module



- > Made of impact-resistant ABS plastic, black grained
- > Oil and acid resistant

Code	No.	Contents	
2188198	1500 ES-137	138 7 137 10 137 KR-7 138 Y	1,97

Code	No.	Designation	
2188139	1500 E-137 L	ES-Module empty	0,14

1500 ES-350

Chisel set in 1/3 ES-Module



- > Made of impact-resistant ABS plastic, black grained
- > Oil and acid resistant

Code	No.	Contents	
6613760	1500 ES-350	97-250 98-125 99 12-5 100-12 119-1,5 3 4 600 H-300	1,818

Code	No.	Designation	
5620680	1500 E-350 L	ES-Module empty	0,14

1500 ES-711

Precision mechanics in 1/3 ES-Module



- > Made of impact-resistant ABS plastic, black grained
- > Oil and acid resistant

Code	No.	Contents	
1402218	1500 ES-711	140 4534-5 708 711 720 745	0,972

Code	No.	Designation	
1402692	1500 E-711 L	ES-Module empty	0,15

1500 ES-1.07

Puller set in 1/3 ES-Module



- > Made of impact-resistant ABS plastic, black grained
- > Oil and acid resistant

Code	No.	Contents	
1933213	1500 ES-1.07	1x 106/103 1x 107/103 1x 1.1406140 3x 106/S100-E	1,98

Code	No.	Designation	
1933248	1500 E-1.07 L	ES-Module empty	0,2


Modules

1500 ED-30

Distance module empty



- > For fixing the tool modules No. 1500 ES in the drawer sizes W 480 x D 350 mm
- > Made of impact-resistant ABS plastic, black grained
- > Dimensions: W 157 x D 30 x H 42 mm

Code	No.	W	D	H	
5626370	1500 ED-30	157	30	42	0,03

1500 ED-70

Distance module with small boxes



- > For balancing and fixing tool modules No. 1500 ES in the large capacity drawers W 480 x L 400 mm for tool trolley No. 2004 and workbenches No. 1502, 1504, 1505 and 1506 XL
- > Sheet steel module with 4 practical transparent boxes, version L without boxes
- > Dimensions: W 475 x D 77 x H 40 mm


Code	No.	W	D	H	
5627930	1500 ED-70 L	475	77	40	0,75
6627120	1500 ED-70	475	77	40	0,9

1500 ED-70 K

Distance module empty



- > For balancing and fixing tool modules No. 1500 ES in drawers of depth 400 mm, for tool trolleys No. 2004 and workbenches No. 1502, 1504, 1505 and 1506 XL
- > Made of impact-resistant ABS plastic, black grained
- > Dimensions: W 475 x D 77 x H 40 mm

Code	No.	W	D	H	
1618687	1500 ED-70 K	475	77	40	0,12

1500 ED-70 S

Distance module 1/3 empty




- > For tool trolley No. WSL-L7 (workster) and No. 2005, workbench No. 1504 XL and tool chest No. 2430, suitable as spacer for 1/3 module
- > Module in sheet steel
- > Dimensions: W 152 x D 77 x H 40 mm

Code	No.	W	D	H	
1851462	1500 ED-70 S	152	77	40	0,15

1500 ED-70 XLDistance module
empty

- > suitable for torque wrenches and other long hand tools or small pieces
- > For tool trolley No. WSL-L7 (workster) and No. 2005, workbench No. 1504 XL and tool chest No. 2430
- > Module in sheet steel
- > Dimensions:
W 625 x D 77 x H 40 mm

Code	No.	W	D	H	
1803069	1500 ED-70 XL	625	77	40	0,854

1500 ED-230 CTDistance module
empty

Code	No.	W	D	H	
3036650	1500 ED-230 CT	475	230	35	0,055

1500 ED-85Distance module
empty

- > Module in sheet steel
- > Dimensions:
W 538 x D 85 x H 40 mm

Code	No.	W	D	H	
1972588	1500 ED-85	538	85	40	0,845

1500 ED-150 KDistance module
empty

- > suitable for torque wrenches and other long hand tools or small pieces
- > Made of impact-resistant ABS plastic, black grained
- > Dimensions:
W 480 x D 150 x H 42 mm

Code	No.	W	D	H	
1879243	1500 ED-150 K	480	150	42	0,15

WWW.GEDORE.COM

Modules

1500 CT2-1 B

Combination
spanner set
in 2/3 Check-Tool-Module



> Dimensions:
315 x 310 x 35 mm

Code	No.	Contents	
2308819	1500 CT2-1 B	1 B 6 7 8 9 10 11 12 13 14 15 16 17 18 19 20 21 22 PH 42-88 (2,2,5 3 4 5 6 8 10)	2,385

Code	No.	Designation	
2322277	EI-1500 CT2-1B L	Check-Tool-Module empty	0,07

1500 CT1-2

Double ended ring
spanner set
in 1/3 Check-Tool-Module



> Dimensions:
157,5 x 310 x 35 mm

Code	No.	Contents	
2308827	1500 CT1-2	Double-ended ring spanner UD profile No. 2 6x7 8x9 10x11 12x13 14x15 16x17 18x19 20x22 mm	1,36

Code	No.	Designation	
2322285	EI-1500 CT1-2 L	Check-Tool-Module empty	0,05

1500 CT1-400

Double ended ring
spanner set, open
in 1/3 Check-Tool-Module




> Dimensions:
157,5 x 310 x 35 mm

Code	No.	Contents	
2309068	1500 CT1-400	Double ended ring spanner open hex No. 400, AF 8x10 10x11 12x14 13x15 17x19 mm	0,565

Code	No.	Designation	
2324210	EI-1500 CT1- 400 L	Check-Tool-Module empty	0,05

1500 CT1-6

Double open ended
spanner set
in 1/3 Check-Tool-Module



> Dimensions:
157,5 x 310 x 35 mm

Code	No.	Contents	
2308851	1500 CT1-6	Double open-ended spanner No. 6, AF 6x7 8x9 10x11 12x13 14x15 16x17 18x19 20x22 21x23 24x27 mm	1,44

Code	No.	Designation	
2322307	EI-1500 CT1-6 L	Check-Tool-Module empty	0,05

1500 CT2-7

Combination
spanner set
in 2/3 Check-Tool-Module



> Dimensions:
315 x 310 x 35 mm

Code	No.	Contents	
2308878	1500 CT2-7	Combination wrench No. 7, SW 6 7 8 9 10 11 12 13 14 15 16 17 18 19 20 21 22 mm Offset screwdriver set No. PH 42-88 hexagon SW 2 2,5 3 4 5 6 8 10 mm	1,75

Code	No.	Designation	
2324164	EI-1500 CT2-7 L	Check-Tool-Module empty	0,07

1500 CT2-7-32

Combination spanner set
in 2/3 Check-Tool-Module




> Dimensions:
315 x 310 x 35 mm

Code	No.	Contents	
2308886	1500 CT2-7-32	Combination spanner No. 7, Size 23 24 27 30 32 mm	1,865
Code	No.	Designation	
2324172	EI-1500 CT2-7-32 L	Check-Tool-Module empty	0,07

1500 CT1-7 R

Combination ratchet spanner set
in 1/3 Check-Tool-Module



> Dimensions:
157,5 x 310 x 35 mm

Code	No.	Contents	
2308894	1500 CT1-7 R	Combination ratchet spanner No. 7 R, SW 8 10 12 13 14 15 16 17 18 19 mm	1,24
Code	No.	Designation	
2322315	EI-1500 CT1-7R-UR L	Check-Tool-Module empty	0,05

1500 CT1-7 UR

Combination ratchet spanner set, reversible
in 1/3 Check-Tool-Module



> Dimensions:
157,5 x 310 x 35 mm

Code	No.	Contents	
2331969	1500 CT1-7 UR	Combination ratchet spanner No. 7 UR, SW 8 10 12 13 14 15 16 17 18 19 mm	1,245
Code	No.	Designation	
2322315	EI-1500 CT1-7R-UR L	Check-Tool-Module empty	0,05

1500 CT1-7 RA

Combination ratchet spanner set
in 1/3 Check-Tool-Module



> Dimensions:
157,5 x 310 x 35 mm

Code	No.	Contents	
2327686	1500 CT1-7 RA	7 R 8 10 12 13 14 15 16 17 18 19 7 RA-12,5 -10 -6,3 7 RB-6,3	1,27
Code	No.	Designation	
2327708	EI-1500 CT1-7RA-URAL	Check-Tool-Module empty	0,05

1500 CT1-7 URA

Combination ratchet spanner set, reversible
in 1/3 Check-Tool-Module



> Dimensions:
157,5 x 310 x 35 mm

Code	No.	Contents	
2327678	1500 CT1-7 URA	7 UR 8 10 12 13 14 15 16 17 18 19 7 RA-12,5 -10 -6,3 7 RB-6,3	1,28
Code	No.	Designation	
2327708	EI-1500 CT1-7RA-URAL	Check-Tool-Module empty	0,05

Modules

1500 CT1-534

Set combination swivel head wrenches in 1/3 Check-Tool-Module



> Dimensions:
157,5 x 310 x 35 mm

Code	No.	Contents	
2309076	1500 CT1-534	534 10 11 13 14 15 17 19 26 RS 1 2	1,405

Code	No.	Designation	
2322455	EI-1500 CT1-534 L	Check-Tool-Module empty	0,05

1500 CT1-2133

Socket set in 1/3 Check-Tool-Module



> Dimensions:
157,5 x 310 x 35 mm

Code	No.	Contents	
2309122	1500 CT1-2133	Socket wrench with 3C handle No. 2133, SW 5.5 6 7 8 9 10 mm	0,82

Code	No.	Designation	
2322501	EI-1500 CT1-2133 L	Check-Tool-Module empty	0,05

1500 CT1-20

Socket set 1/4" in 1/3 Check-Tool-Module



> Dimensions:
157,5 x 310 x 35 mm

Code	No.	Contents	
2308967	1500 CT1-20	1/4" socket No.20 hex AF 4 5 5.5 6 7 8 9 10 11 12 13 14 mm 1/4" screwdriver bit socket No. IN 20 hex AF 3 4 5 6 8 mm 1/4" screwdriver bit socket No. ITX 20, AF T8 T9 T10 T15 T20 T25 T27 T30 T40 mm 1/4" socket No. TX 20, E4 E5 E6 E7 E8 E10 1/4" sliding T-bar with slider No. 2087, 115 mm 1/4" extension No. 2090-4. 97 mm 1/4" universal joint No. 2095 1/4" square plug-in handle No. 2098, 2C handle 1/4" reversible ratchet U-10, 127 mm	0,845

Code	No.	Designation	
2322374	EI-1500 CT1-20 L	Check-Tool-Module empty	0,05

1500 CTD-20 BIT

Socket assortment 1/4" in CT-module



> Only suitable for tool trolley 2004, and workbenches 1502, 1504, 1505 and 1506 XL
> For models No. 2005, No. WSL-L7 (workster), No. 2430 and No. 1504 XL order additional distance module No. 1500 ED-70 S
> Dimensions:
W 475 x D 77 x H 40 mm

Code	No.	Contents	
1733419	1500 CTD-20 BIT	1/4" socket wrench insert No. 20 L, SW 4 4.5 5 6 7 8 9 10 12 13 mm 1/4" screwdriver bit No. 680, SW 4 5.5 6.5 8 mm 1/4" screwdriver bit No. 685, SW 2.5 3 4 5 6 mm 1/4" screwdriver bit No. 685 X 5 6 8 mm 1/4" screwdriver bit No. 687 TX T6 T7 T8 T9 T10 T15 T20 T25 T27 T30 T40 1/4" screwdriver bit No. 690 1 2 3 1/4" screwdriver bit No. 690 PZD 1 2 3 Miniature LED light No.649 Insert holder No. 673 6,3 Bit holder No. 699 1/4" bit adapter No. 620 Multi-handle No. 676 Combination holding tool No. 639	0,7

1500 CT1-30
Socket set 3/8" in
1/3 Check-Tool-Module



> Dimensions:
157,5 x 310 x 35 mm

Code	No.	Contents	
2308975	1500 CT1-30	3/8" socket hex No. 30, AF 6 7 8 9 10 11 12 13 14 15 16 17 18 19 3/8" screwdriver bit socket hex, No. IN 30, AF 4 5 6 8 10 mm 3/8" universal joint No. 3095, 51 mm 3/8" sliding T-bar No. 3087 3/8" extension No. 3090 -5 -10, 125 250 mm 3/8" reversible ratchet No. 3093 U-10, 200 mm	1,67

Code	No.	Designation	
2322382	EI-1500 CT1-30 L	Check-Tool-Module empty	0,05

1500 CT1-ITX 30
Screwdriver bit
socket set 3/8" in
1/3 Check-Tool-Module



> Dimensions:
157,5 x 310 x 35 mm

Code	No.	Contents	
2308983	1500 CT1-ITX 30	Socket wrench insert 3/8" No. TX 30 E5 E6 E7 E8 E10 E11 E12 E14 Screwdriver bit socket 3/8" No. IN 30 L, hexagon SW 4 5 6 7 8 10 mm Screwdriver bit socket 3/8" No. ITX 30 T20 T25 T27 T30 T40 T45 T50 Screwdriver bit socket 3/8" No. ITX 30 L T20 T25 T27 T30 T40 T45 T50 Screwdriver bit socket 3/8" slot No. IS 30, SW 5.5 6.5 8 10 12 mm Screwdriver bit socket 3/8" No. IKS 30 1 2 3 Screwdriver bit socket 3/8" No. IKS 30 PZD 1 2 3	2,175

Code	No.	Designation	
2322390	EI-1500 CT1-ITX30 L	Check-Tool-Module empty	0,05

1500 CT1-19
Socket set 1/2",
hexagon in
1/3 Check-Tool-Module



> Dimensions:
157,5 x 310 x 35 mm

Code	No.	Contents	
2308908	1500 CT1-19	Socket wrench insert No. 19, SW 10 11 12 13 14 15 16 17 18 19 21 22 23 24 26 27 28 30 32 mm Screwdriver bit insert No. IN 19, SW 6 7 8 9 10 12 14 mm	2,79

Code	No.	Designation	
2322323	EI-1500 CT1-19 L	Check-Tool-Module empty	0,047

1500 CT1-D 19
Socket set 1/2",
UD-Profile in
1/3 Check-Tool-module



> Dimensions:
157,5 x 310 x 35 mm

Code	No.	Contents	
2308916	1500 CT1-D 19	Socket wrench insert 1/2" No. D 19, SW 10 11 12 13 14 15 16 17 18 19 21 22 23 24 26 27 28 30 32 mm Screwdriver bit socket 1/2" No. IN 19, SW 6 7 8 9 10 12 14 mm	2,68

Code	No.	Designation	
2322323	EI-1500 CT1-19 L	Check-Tool-Module empty	0,047

1500 CT1-19 IS
Socket set 1/2" in
1/3 Check-Tool-Module



> Dimensions:
157,5 x 310 x 35 mm

Code	No.	Contents	
2308924	1500 CT1-19 IS	19 10 11 12 13 14 15 16 17 18 19 21 22 23 24 26 27 28 30 32 IS 19 10x1,6 12x2 IKS 19 2 3 4 INX 19 8 10	2,765

Code	No.	Designation	
2322331	EI-1500 CT1-19IS L	Check-Tool-Module empty	0,05

Modules

1500 CT1-IN 19 LKM

Screwdriver bit socket set 1/2" in 1/3 Check-Tool-Module



> Dimensions:
157,5 x 310 x 35 mm

Code	No.	Contents	
2308932	1500 CT1-IN 19 LKM	Screwdriver bit socket 1/2" No. IN 19, SW 6 7 8 9 10 12 14 mm Screwdriver bit socket 1/2" No. IN 19 L 6-140 7-140 8-140 9-140 10-140 12-140 14-140	1,9

Code	No.	Designation	
2957647	EI-1500 CT1-IN 19LKM	Check-Tool-Module empty	0,05

1500 CT1-INX 19 LK

Screwdriver bit socket set 1/2" in 1/3 Check-Tool-Module



> Dimensions:
157,5 x 310 x 35 mm

Code	No.	Contents	
2957957	1500 CT1-INX 19 LK	INX 19 8 10 12 14 16 18 INX 19 L 6-100 8-100 10-100 12-100 14-100	1,044

Code	No.	Designation	
2957949	EI-1500 CT1-INX 19LK	Check-Tool-Module empty	0,05

1500 CT1-ITX 19 LKP

Screwdriver bit socket set 1/2" in 1/3 Check-Tool-Module



> Dimensions:
157,5 x 310 x 35 mm

Code	No.	Contents	
2308940	1500 CT1-ITX 19 LKP	Screwdriver bit socket 1/2" No. ITX 19 T20 T25 T27 T30 T40 T45 T50 T55 T60 Screwdriver bit socket 1/2" No. ITX 19 L T20-100 T25-100 T27-100 T30-100 T40-100 T45-100 T50-100 T55-100 T60-100 TX Screw Gauge No. 708	1,915

Code	No.	Designation	
2322366	EI-1500CT1-ITX19LKPL	Check-Tool-Module empty	0,05

1500 CT1-1993 U-20

Accessories for socket wrenches 1/2" in 1/3 Check-Tool-Module



> Dimensions:
157,5 x 310 x 35 mm

Code	No.	Contents	
2309114	1500 CT1-1993 U-20	1993 U-20 1987 1995 1990-5 -10	1,7

Code	No.	Designation	
2322498	EI-1500 CT1-1993 L	Check-Tool-Module empty	0,05

1500 CT1-1993 T

Accessories for socket wrenches 1/2" in 1/3 Check-Tool-Module



> Dimensions:
157,5 x 310 x 35 mm

Code	No.	Contents	
2309106	1500 CT1-1993 T	1/2" reversible ratchet No. 1993 U-10 T 1/2" sliding T-bar No.1987, 292 mm 1/2" universal joint No. 1995 1/2" extension No. 1990, 125 250 mm	1,765

Code	No.	Designation	
2322498	EI-1500 CT1-1993 L	Check-Tool-Module empty	0,05

1500 CT1-K 1900
Impact driver set 1/2" in 1/3 Check-Tool-Module

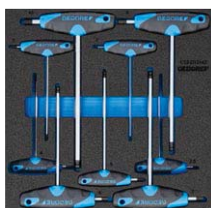


> Dimensions:
157,5 x 310 x 35 mm

Code	No.	Contents	
2309092	1500 CT1-K 1900	K 19 10 13 14 17 19 K 19 LS 17 19 21 22 880 7 8 9 12 885 5 6 8 10 890 1 2 3 4 KB 819 K 1900	2,645

Code	No.	Designation	
2322471	EI-1500 CT1-K 1900 L	Check-Tool-Module empty	0,05

1500 CT2-DT 2142
Hexagon allen key set in 2/3 Check-Tool-Modul



> Dimensions:
315 x 310 x 35 mm

Code	No.	Contents	
2309009	1500 CT2-DT 2142	Offset screwdriver with 2CT-handle No. DT 2142, SW 2 2.5 3 4 5 6 7 8 10 mm	0,9

Code	No.	Designation	
2322412	EI-1500 CT2-DT2142 L	Check-Tool-Module empty	0,07

1500 CT1-2150 PH
Screwdriver set in 1/3 Check-Tool-Module



> Dimensions:
157,5 x 310 x 35 mm

Code	No.	Contents	
2309130	1500 CT1-2150 PH	3C screwdriver slotted No. 2150, 4 5.5 6.5 8 mm 3C screwdriver cross-slotted No. 2160 PH 1 2	0,63

Code	No.	Designation	
2322528	EI-1500 CT1-2150 L	Check-Tool-Module empty	0,05

1500 CT1-2150 PZ
Screwdriver set in 1/3 Check-Tool-Module




> Dimensions:
157,5 x 310 x 35 mm

Code	No.	Contents	
2309149	1500 CT1-2150 PZ	3C screwdriver slotted No. 2150, 4 5.5 6.5 8 mm 3C screwdriver cross-slotted No. 2160 PZ 1 2	0,63

Code	No.	Designation	
2322528	EI-1500 CT1-2150 L	Check-Tool-Module empty	0,05

1500 CT1-2163 TX
Screwdriver set in 1/3 Check-Tool-Module



> Dimensions:
157,5 x 310 x 35 mm

Code	No.	Contents	
2309157	1500 CT1-2163 TX	3C screwdriver recessed TX with drill hole No. 2163 TXB, AF T8 T10 T15 T20 T25 T30 mm	0,4


Code	No.	Designation	
2322544	EI-1500 CT1-2163 TX	Check-Tool-Module empty	0,05

Modules

1500 CT1-2163 TXB Screwdriver set in 1/3 Check-Tool-Module



> Dimensions:
157,5 x 310 x 35 mm




Code	No.	Contents	
2309165	1500 CT1-2163 TXB	3C screwdriver recessed TX with drill hole No. 2163 TXB, AFT10 T15 T20 T25 T30 T40 mm	0,5

Code	No.	Designation	
2324237	EI-1500 CT1-2163 TXB	Check-Tool-Module empty	0,05

1500 CT1-VDE 2170 PZ VDE Screwdriver set in 1/3 Check-Tool-Module



> Dimensions:
157,5 x 310 x 35 mm



Code	No.	Contents	
2309173	1500 CT1-VDE 2170 PZ	VDE Screwdriver slotted no. VDE 2170, SW 4 5.5 6.5 8 mm VDE Screwdriver cross recess No. VDE 2160 PZ 1 2	0,625

Code	No.	Designation	
2322552	EI-1500CT1-VDE 2170	Check-Tool-Module empty	0,05

1500 CT1-142 Pliers set in 1/3 Check-Tool-Module



> Dimensions:
157,5 x 310 x 35 mm



Code	No.	Contents	
2309025	1500 CT1-142	10" universal pliers No. 142 10 JC, 2C handle Power combination pliers No. 8250-180 JC, 180 mm 2C handle Bent nose pliers No. 8132-160 JC, 160 mm 2C handle Power side cutter No. 8316-160 JC, 160 mm 2C handle	1,217

Code	No.	Designation	
2322420	EI-1500 CT1-142 L	Check-Tool-Module empty	0,05

1500 CT1-VDE 142 VDE Pliers set in 1/3 Check-Tool-Module



> Dimensions:
157,5 x 310 x 35 mm



Code	No.	Contents	
2309033	1500 CT1-VDE 142	Universal Pliers No. 142 10 C, 10". VDE Power combination pliers No. VDE 8250-180 H VDE Flat-nosed Pliers No. VDE 8132-160 H VDE Side cutter No. VDE 8314-160 H	1,158

Code	No.	Designation	
2322439	EI-1500 CT1-VDE142 L	Check-Tool-Module empty	0,05

1500 CT1-8000 Set of circlip pliers in 1/3 Check-Tool-Module



> Dimensions:
157,5 x 310 x 35 mm



Code	No.	Contents	
2309181	1500 CT1-8000	Circlip pliers for external retaining rings No. 8000 A 1 A 2 A 21 Circlip pliers for internal retaining rings No. 8000 J 1 J 2 J 21	1,009

Code	No.	Designation	
2322560	EI-1500 CT1-8000 L	Check-Tool-Module empty	0,05

1500 CT1-350
Chisel set in
1/3 Check-Tool-Module



> Dimensions:
157,5 x 310 x 35 mm

Code	No.	Contents	
2309041	1500 CT1-350	Flat chisel No. 97-250, 250x24 mm Cross-cut chisel No. 98-125, 125 mm Drift punch No. 99 12-5 12-8, Ø 5 8 mm Centre punch No. 100-12, 120x12x5 mm Pin punch, No. 119-1.5 3 4 mm Engineers' hammer ROTBAND-PLUS No.600 H-300, with hickory shaft 300g	1,425

Code	No.	Designation	
2322447	EI-1500 CT1-350 L	Check-Tool-Module empty	0,05


1500 CT1-711
Precision mechanics in
1/3 Check-Tool-Module



> Dimensions:
157,5 x 310 x 35 mm

Code	No.	Contents	
2309084	1500 CT1-711	140 4534-5 708 711 720 745	0,93

Code	No.	Designation	
2322463	EI-1500 CT1-711 L	Check-Tool-Module empty	0,05



IN 3 SIZES:

CT-MODULE 2005 CT


For XL volume drawers

- CT4 = 1/1 drawer 2005, workster (633 x 390 x 35 mm)
- CT4 suitable for 2005, workster, 1504 XL, 2430



2005 CT4-U-20

Socket set
1/4"-3/8"-1/2" in
4/4 Check-Tool-Module



6,3 1/4"

> Dimensions:
633 x 390 x 35 mm

Code	No.	Contents	
2016257	2005 CT4-U-20	1/4" socket wrench insert No. 20, SW 5.5 6 7 8 9 10 11 12 13 14 mm 1/4" reversible ratchet No. 2093 U-20 1/4" cross-handle ratchet No. 2093 U-3 T 1/4" extension No. 2090-4 -6, 97 148 mm 1/4" universal joint No. 2095 3/8" socket wrench insert No. D 30, SW 8 9 10 11 12 13 14 15 16 17 18 19 21 22 mm 3/8" screwdriver bit socket No. IN 30 L, SW 4 5 6 7 8 10 3/8" screwdriver bit insert No. ITX 30 L, T20 T25 T27 T30 T40 T45 T50 3/8" socket wrench insert No. TX 30, ES E6 E7 E8 E10 E11 E12 E14 3/8" screwdriver bit socket No. IKS 30, 1 2 3 3/8" screwdriver bit socket No. IKS 30 PZD 1 2 3 3/8" screwdriver bit insert No. IS 30, SW 5.5 6.5 8 10 12 mm 3/8" spark plug insert with retaining spring 20.8 mm 3/8" spark plug insert with retaining spring 16 mm 3/8" spark plug insert with retention spring 18 mm 3/8" reversible ratchet No. 3093 U-20 3/8" extension with release no. 3090 A-5 -10 3/8" universal joint No. 3095 1/2" socket wrench insert No. D 19, SW 10 11 12 13 14 15 16 17 18 19 21 22 23 24 27 30 32 mm 1/2" reversible ratchet 1/2" No. 1993 U-20 1/2" extension 1/2" No. 1990-5 -10, 125 250 mm 1/2" reducer 1/2" to 3/8" No. 1930 1/2" universal joint 1/2" No. 1995 1/2" articulated handle No. 1996, 255 mm	7,64

2005 CT2-D 19

Socket
assortment 1/2" in
2/4 Check-Tool-Module



12,5 1/2"

> Dimensions:
316.5 x 390 x 35 mm

Code	No.	Contents	
2016494	2005 CT2- D 19	D 19 10 11 12 13 14 15 16 17 18 19 20 21 22 23 24 25 26 27 28 29 30 32 34 36 1990-5 -10 1993 U-20 1995 1996	4,7

2005 CT2-D 30

Socket set 3/8" in
2/4 Check-Tool-Module




10 3/8"

> Dimensions:
316.5 x 390 x 35 mm

Code	No.	Contents	
2016486	2005 CT2- D 30	D 30 10 11 12 13 14 15 16 17 18 19 20 21 22 D 30 1/4 5/16 3/8 13/32 7/16 1/2 9/16 19/32 5/8 11/16 3/4 13/16 25/32 7/8 15/16 1" D 30 L 10 13 17 19 22 52 53 56 3090-3 -5 -10 3093 U-20 3095 3096	3,6

2005 CT2-D 20
Socket
assortment 1/4" in
2/4 Check-Tool-Module



6.3 **1/4"**

> Dimensions:
316.5 x 390 x 35 mm

Code	No.	Contents	
2016478	2005 CT2-D 20	D 20 4,4,5 5,5 6 7 8 9 10 11 12 13 D 20 3/16 7/32 1/4 9/32 5/16 11/32 13/32 3/8 7/16 1/2 9/16" 20 L 4,4,5 5,5 6 7 8 9 10 11 12 13 2093 U-20, 2093 U-3 T 2093 HR-94 2090-2 -4 -6 -12 2095 2097 2098 T 620 639 680 4 6,5 685 3 4 5 6 685 X 5 6 8 690 1 2 690 PZD 1 2 3 687 TX T8 T9 T10 T15 T20 T25 T27 T30 T40	1,9

2005 CT3-32
Socket
assortment 3/4" in
3/4 Check-Tool-Module



20 **3/4"**

> Dimensions:
472.5 x 390 x 50 mm
> Suitable for: all drawers
of models B 1500,
1502, 1505 only drawers
with height 137 and
207 mm of models
1504, 1504 XL, 1506,
2004, 2005, workster

Code	No.	Contents	
2752727	2005 CT3-32	Socket wrench insert 3/4" hexagon UD profile No. 32, SW 22 24 27 30 32 36 38 41 46 50 Extension 3/4" No. 3290-8 -16 200 mm, 400 mm reversible ratchet 3/4" No. 3293 U-2, 510 mm Cross handle 3/4" No. 3287	9

2005 CT4-2-7
Combination
spanner set in
4/4 Check-Tool-Module



> Dimensions:
633 x 390 x 35 mm

Code	No.	Contents	
2016265	2005 CT4-2-7	2 6x7 8x9 10x11 12x13 14x15 16x17 18x19 20x22 21x23 24x27 7 6 7 8 9 10 11 12 13 14 15 16 17 18 19 21 22 24 27 7 R 10 11 12 13 14 15 16 17 18 19 22	5,9

2005 CT4-7 XL
Combination
spanner set in
4/4 Check-Tool-Module



> Dimensions:
633 x 390 x 35 mm

Code	No.	Contents	
2704226	2005 CT4-7 XL	Combination spanner No. 7 XL, Size 10 11 12 13 14 15 16 17 18 19 21 22 24 27 30 32 36 41 mm	8,15

2005 CT2-25PK
Tubular box
spanner set in
2/4 Check-Tool-Module




> Dimensions:
316.5 x 390 x 35 mm

Code	No.	Contents	
2841851	2005 CT2-25PK	25 PK 8 10 11 12 13 14 15 16 17 18 19	2,6

Modules

2005 CT2-2160
Screwdriver set in
2/4 Check-Tool-Module



> Dimensions:
316.5 x 390 x 35 mm

Code	No.	Contents	
2016311	2005 CT2-2160	2160 PH 1 2 3 2160 PZ 1 2 3 2150 3,5 5,5 8 2153 4 2161 PH 1 2161 PZ 1 173 4 8 174 1	1,6

2005 CT2-119
Tool assortment in
2/4 Check-Tool-Module



> Dimensions:
316.5 x 390 x 35 mm

Code	No.	Contents	
2016338	2005 CT2-119	95-200 99 12-3 12-5 12-6 12-8 100-12 119-3-4-5-6-8-84-86-175 132-150 133 F-150 133D-150 702 20 M 706 711 4612	2,73

2005 CT4-2160-119
Tool assortment in
4/4 Check-Tool-Module



> Dimensions:
633 x 390 x 35 mm

Code	No.	Contents	
2016435	2005 CT4-2160-119	2160 PH 1 2 3 2160 PZ 1 2 3 2150 3,5 5,5 8 2153 4 2161 PH 1 2161 PZ 1 173 4 8 174 1 95-200 99 12-3 12-5 12-6 12-8 100-12 119-3-4-5-6-8-84-86-175 132-150 133-150 133 D-150 702 20 M 706 711 4612	4,05


2005 CT4-8000
Tool assortment in
4/4 Check-Tool-Module



> Dimensions:
633 x 390 x 35 mm

Code	No.	Contents	
2016303	2005 CT4-8000	Engineers' hammer ROTBAND-PLUS No. 600 H-300 -500 Recoilless hammer No. 248 ST-40 Universal pliers No. 142 10 JC Bent nose pliers No. 8132-160 JC Power side cutter No. 8316-160 JC Power combination pliers No. 8250-180 JC Circlip pliers for external retaining rings No. 8000 A 1 2 21 Circlip pliers for internal retaining rings No. 8000 J 1 2 21	4,1

2005 CT2-TX 30
Socket set 3/8" in
2/4 Check-Tool-Module



> Dimensions:
316.5 x 390 x 35 mm

Code	No.	Contents	
2016508	2005 CT2-TX 30	IN 30 4 5 6 7 8 10 IN 30 L 4-95 5-95 6-95 7-95 8-95 10-95 IN 30 LK 4 5 6 8 10 ITX 30 T20 T25 T27 T30 T40 T45 T50 ITX 30 L T20 T25 T27 T30 T40 T45 T50 ITX 30 B T20 T25 T27 T30 T40 T45 T50 TX 30 E5 E6 E7 E8 E10 E11 E12 E14 INX 30 5 6 8 INX 30 L 6 8 10	3,2

2005 CT2-D 19L
Socket
assortment 1/2" in
2/4 Check-Tool-Module



> Dimensions:
316.5 x 390 x 35 mm

Code	No.	Contents	
2016516	2005 CT2-D 19L	D 19 L 10 12 13 14 15 16 17 18 19 21 22 24 27 30 32 34 IN 19 10 12 14 17 19 IN 19 L 12-140 14-140 IN 19 LK 10-140 12-140 INX 19 12 14 INX 19 L 12-100 14-100 ITX 19 T55 T60 ITX 19 L T55-100 T60-100 ITX 19 B T50 T55 T60 TX 19 E16 E18 E20 E24	6,9

2005 CT2-2142 TX
Screwdriver set in
2/4 Check-Tool-Module



> Dimensions:
316.5 x 390 x 35 mm

Code	No.	Contents	
2016559	2005 CT2-2142 TX	2142 TX T15 T20 T25 T27 T30 T40	0,7


2005 CT2-DT 2142
Hexagon
allen key set in
2/4 Check-Tool-Module



> Dimensions:
316.5 x 390 x 35 mm

Code	No.	Contents	
2016540	2005 CT2-DT 2142	DT 2142 2 2,5 3 4 5 6 7 8 10 H 42 KEL-88 (2 2,5 3 4 5 6 8 10)	1,45

2005 CT2-2143 KTX
Hexagon
allen key set in
2/4 Check-Tool-Module



> Dimensions:
316.5 x 390 x 35 mm

Code	No.	Contents	
2016567	2005 CT2-2143 KTX	DT 2143 KTX T10 T15 T20 T25 T27 T30 T40	0,62

2005 CT2-2133 T
Socket set in
2/4 Check-Tool-Module



> Dimensions:
316.5 x 390 x 35 mm

Code	No.	Contents	
2016532	2005 CT2-2133 T	2133 T 7 8 9 10 11 12 13	1,351