

# WORKSHOP SELECTION

**TRAINEE** MAINTENANCE COMMERCIAL  
VEHICLE **MOBILITY** AUTOMOTIVE  
**AGRICULTURAL** UNIVERSAL RANGES TRADE

Premium Tools Made in Germany



# TOOL TROLLEYS AND RANGES



## Maximum efficiency and flexibility for all industries

Whether ratchets, screwdrivers, bits or individual small parts, your tools will always be safely stored and clearly organised in one of GEDORE's sturdy and smooth-running tool trolleys or robust workbenches. For industry, motor vehicles, trade or private workshops, the mobile workshop assortments are available to offer high-quality and extensive premium ranges for all sectors.

### Contents:



UNIVERSAL  
RANGES

4 - 9



AGRICULTURAL  
SPECIAL

16 - 17



MAINTENANCE  
SPECIAL

10 - 11



TRAINEE  
SPECIAL

18 - 19



AUTOMOTIVE  
SPECIAL

12 - 13




MOBILITY  
SPECIAL

20 - 21



COMMERCIAL  
VEHICLE  
SPECIAL

14 - 15



TRADE  
SPECIAL

22 - 23

# GEDORE workshop trolleys

## Mobile and manoeuvrable

Highly robust, well-proven chassis ensure a sturdy and manoeuvrable driving experience. The high quality castors retain their shape even under maximum loads, and are extremely abrasion-resistant. This combination guarantees directional stability and manoeuvrability – even with **full loads of up to 1,000 kg.**

## High operating comfort

All the drawers in our workshop trolley and benches run on ball bearings, and are designed, manufactured and tested to the **highest quality standards** at our locations in Germany and Austria. This ensures that the drawers pull out effortlessly yet securely, even in daily use in the often harsh environment of a workshop.

## Maximum efficiency thanks to CT inserts

Mobile tool storage with hundreds of clearly arranged tools. Thanks to the **two-tone Check Tool inserts**, tools are clearly sorted and instantly recognised if any are missing.

## Robust construction and high load capacity

GEDORE workshop trolleys and benches offer the **highest level of corrosion protection thanks to the robust powder coating.** Worktops made of ABS plastic, multiplex beech plywood or with stainless steel inlays, coupled with high load-bearing capacities, also help to make these workshop helpers the perfect workplace – and they can be combined with vices and other accessories if necessary.

## Premium ranges for every industry

As a tool manufacturer with one of the widest ranges on the market, GEDORE also offers an extensive selection of high-quality tool ranges for workshop trolleys, workbenches and mobile solutions. As a result, our trolleys and mobile storage can all be adapted to the individual requirements of a particular working environment.

GEDORE Check Tool inserts with a wide range of contents are the perfect solution for the subsequent optimisation of your workshop interior. They can be flexibly combined with a large selection of workshop trolleys, and grow with your requirements.



## Designed for the most demanding tasks - chosen for you

Discover a selection of individual tool ranges for numerous industries and fields of application in our workshop selection, either in combination with a matching workshop trolley, workbench, or as a mobile tool case for when you're on the go.

# UNIVERSAL RANGES

## Comprehensive range of tools for a wide range of applications

Best performance for production, workshop and much more: GEDORE's high-quality workshop trolleys and workbenches impress with 3 fully-equipped **Universal ranges with 147, 190 and 308 pieces** that leave nothing to be desired. The extensive tool ranges are universally designed for a wide range of demanding maintenance and assembly tasks, and can be flexibly expanded as and when required.

Whether using socket wrenches, screwdrivers, hammers or pliers, you'll always be perfectly equipped with GEDORE's universal ranges.

**All products are available separately or in combination**, whether a robust and manoeuvrable trolley, a comprehensive range of tools in foam inserts or as a fully equipped option in a set.



UNIVERSAL RANGE

**147**  
PIECES



TS-147  
2955997

## Tool range in Check Tool modules, 147 pieces

### Solid basic range for universal use!

The basic range that no workshop trolley should be without contains 147 high-quality tools that can be added individually and that cover the general requirements of everyday workshop life.

The range includes: 1/4" + 1/2" socket wrench sets, combination wrench, offset screwdriver set IN, locksmith's hammer, screwdriver with striking cap, chisel, centre punch, drift punch, pliers set, spiral drill set.

UNIVERSAL RANGE

# 190

PIECES



TS-190  
2956527

## Tool assortment in Check Tool modules, 190 pieces

### Comprehensive range of tools for universal use!

190 high-quality tools form an extensive range for a variety of applications in daily use in industry, trade and automotive workshops, such as engine and gearboxes.

The set includes: 1/4" + 1/2" socket wrench sets, combination wrench, offset screwdriver set IN, locksmith's hammer, screwdriver with striking cap, chisel, centre punch, drift punch, pliers set, spiral drill set, double open ended spanner set, circlip pliers, 1/2" screwdriver inserts.



UNIVERSAL RANGE  
**308**  
 PIECES



T5-308  
 2956535

## Tool range in Check-Tool modules, 308 pieces

### Comprehensive full range for every industry!

From simple screwdriving tasks to more specialised applications such as working on hydraulic lines, the 308-piece range offers a comprehensive selection of high-quality tools for a wide range of tasks in everyday work for use in industry, trade and automotive components.

The set includes: 1/4" + 1/2" socket wrench sets, combination wrench, offset screwdriver set IN, locksmith's hammer, screwdriver with striking cap, chisel, centre punch, drift punch, pliers set, spiral drill set, double open ended spanner set, circlip pliers, 1/2" screwdriver inserts, screwdriver set TX, socket wrench set, locking pliers, double ended ring spanner set, combination ratchet spanner, steel tape measure, offset screwdriver set TX, screwdriver set, pocket measuring callipers, set of pocket files, hacksaw.



WSL-L7  
2977311

### Tool trolley workster smartline large

**Extremely manoeuvrable and robust!**

With a total load capacity of 400 kg (20 kg per drawer), the trolley with 7 drawers and robust full extension runners, offer the ideal balance between tool storage and mobile workstation.

- ABS top with small parts storage
- Central locking with cylinder lock

2005  
0511  
1803018

### Tool trolley 2005 with 7 drawers

**Powerhouse with 1 tonne load capacity!**

A load capacity of 1,000 kg static and 750 kg dynamic characterises this trolley. Thanks to the high-performance chassis, it is extremely manoeuvrable in even the most confined space.

- ABS worktop with small parts compartment
- Heavy-duty drawer: 60 kg



#### Tool trolley WSL-L7 with tool range, 147 pieces

WSL-L-TS-147 2980312

#### Tool trolley WSL-L7 with tool range, 190 pieces

WSL-L-TS-190 2980320

#### Tool trolley WSL-L7 with tool assortment, 308 pieces

WSL-L-TS-308 2980347

#### Tool trolley 2005 0511 with tool range, 147 pieces

2005-TS-147 2980282

#### Tool trolley 2005 with tool range, 190 pieces

2005-TS-190 2980290

#### Tool trolley 2005 0511 with tool range, 308 pieces

2005-TS-308 2980304





WHL-L7  
3033708

### Tool trolley workster highline large

**Compact helper with plenty of storage space!**

500 kg load capacity, 7 wide drawers, each with a load capacity of 40 kg, for a comprehensive range of tools and with solid edge impact protection, the WHL-L7 is a compact assistant in daily working life.

- Stainless steel insert for worktop
- ABS worktop with screwdriver holders, container and small parts storage



1504 XL  
1411  
1988468

### Workbench 1504 XL with 7 drawers, extra wide

**Mobile workstation with extra wide drawers!**

With its extra-wide design of 1.25 m, 7 drawers, storage compartment with door and a load capacity of 1,000 kg static and 750 kg dynamic, this workbench offers plenty of storage space.

- 30 mm thick oiled, heavy-duty worktop
- XL drawer (W 1055 x D 400 mm)
- Heavy-duty drawer: 60 kg



### Tool trolley WHL-L7 with tool assortment, 147 pieces

WHL-L7-TS-147 3082105

### Tool trolley WHL-L7 with tool range, 308 pieces

WHL-L7-TS-308 3082113

### Workbench 1504 XL 1411 with tool range, 308 pieces

1504 XL-TS-308 2980355





# MAINTENANCE SPECIAL

## Tools and trolleys for optimum, functional reliability

Whether for the maintenance of machines, systems or equipment, when it comes to maintenance tasks, factors such as time and precision play a key role. In order to guarantee the optimum functionality and, ideally, to ensure that work or production processes continue without interruptions, **reliable high-precision tools** are essential. With GEDORE's selected maintenance ranges, you can meet the constantly changing challenges with reliable high-performance tools. Optionally with the selected professional range, the robust workshop trolley for your current equipment or a combination of both in a set make your work safer, more efficient and easier.

made in germany



## High load capacity and extra storage space!

The tool trolley has a load capacity of 1,000 kg static and 750 kg dynamic, and offers extra flexibility in tool storage thanks to its large number of drawers and the side compartment with the perforated sheet lining.

- ABS worktop with small parts compartment
- Heavy-duty drawer: 60 kg
- Side compartment with 2 removable small parts drawers

2004  
0620  
1640720

## Tool trolley with 8 drawers

2004  
0810  
1640704

## Tool trolley with 9 drawers



1504  
0810  
1814923

## Workbench trolley with 9 draw- ers and door compartment

### Mobile work station!

With its 9 drawers and the storage compartment with door, this workbench offers more than enough storage space for your most important tools. It has a load capacity of 1,000 kg static and 750 kg dynamic.

- 30 mm thick heavy-duty worktop that is additionally protected by linseed oil varnish
- Heavy-duty drawer: 60 kg
- Storage compartment with a door and a shelf



S 1500  
ES-02  
2319853

### Tool range in ABS plastic modules, 207 pieces

#### Comprehensive range for maintenance tasks!

From rusted screws to hard-to-reach installation areas, the 207-piece range offers an extensive selection of high-quality tools for the most common maintenance tasks. The ABS modules are particularly resistant to high temperatures, wear-and tear and harmful liquids.

The range includes: Pliers set, open-end spanner, steel tape measures, digital measuring callipers, locksmith's hammer, chisel, pin punch, 1/2" socket wrench set, circlip pliers, socket screwdrivers, screwdrivers, 1/4" socket set, double open end spanner, 1/2" screwdriver set, combination ratchet spanner.

S 1500  
ES-03  
2319861

### Tool range in ABS plastic modules, 325 pieces

#### Maximum performance for maintenance tasks!

Whether minor repairs or complex maintenance tasks, you'll be ready for anything with the high-quality tools in this 325-piece range. It contains everything, from comprehensive standard tools and precise measuring equipment to VDE-insulated tools, universal solutions for safe daily use.

The range includes: Pliers set, open-end spanner, steel tape measures, digital measuring callipers, locksmith's hammer, chisel, pin punch, 1/2" socket wrench set, circlip pliers, socket screwdrivers, screwdrivers, 1/4" socket set, double open end spanner, 1/2" screwdriver set, combination ratchet spanner, key file set, offset screwdrivers, VDE pliers set, VDE screwdriver set, open end spanner, puller set, double swivel head wrench set, offset screwdriver set in holder IN and TX.



### Tool trolley 2004 0620 with tool range, 207 pieces

1500 ES-02-2004 2657708

### Tool trolley 2004 0810 with tool range, 325 pieces

1500 ES-03-2004 2657716

### Workbench 1504 0810 with tool range, 325 pieces

1504 EU 1873849



# AUTOMOTIVE SPECIAL

## Reliable tool trolleys for efficient working on vehicles

Specially compiled for your vehicle workshop: the comprehensively equipped, easy-to-maneuvre tool trolleys and tool ranges that should rightly be positioned beside any lifting platform – including robust, easy-to-clean working and storage surfaces.

Extremely manoeuvrable, with a **load capacity of up to 1,000 kg** and designed for the constantly changing tasks in vehicle repairs and maintenance, the trolleys come with a deluxe range of tools if desired. From combustion engines to electric vehicles, GEDORE tools ensure first-class results, **safety-optimised and ergonomic handling**, saving you time in vehicle repairs and maintenance.

made in germany



KL-4600-200  
3415740

## Tool trolley with 103-piece high-voltage VDE range

### Safe working under voltage!

Performing maintenance tasks on e-vehicles requires a special level of qualification and equipment. Only the appropriately certified tools may be used for this purpose. This 103-piece range offers the highest level of safety and a comprehensive selection of tools for working on hybrid and electric vehicles. The GEDORE workshop trolley 2005 in a special red lacquer with 6 drawers and a load capacity of 1,000 kg static and 750 kg dynamic offers plenty of storage space for this VDE range of tools.

The range includes: 3/8" and 1/2" VDE tool range, VDE torque wrench, VDE single open-ended spanner, VDE single-ended ring spanner, VDE screwdrivers, VDE cable shears, VDE pliers, VDE cable knife, meter connection fittings, digital voltage tester (1,000 V), electrician's safety gloves, rubber cover sheet, ISO stand mat, barrier tape, warning signs, safety lock, plastic clips, cable expansion wedge, rubber mallet, workshop trolley 2005 VDE.



KL-4998-400

3421147

## Tool trolley with hand tools for cars, 443 pieces

**The full range of tools for the automotive professional!**

No need to compromise when dealing with hard-to-reach screw points and corroded screw connections. From thin-walled socket wrenches to special wrenches for maximum work facilitation, the 443-piece range is specially designed for use in car workshops. The GEDORE workshop trolley 2005 0810, with 9 drawers and a load capacity of 1,000 kg static and 750 kg dynamic rounds off the package perfectly in terms of mobility and order.

The range includes: 1/4", 3/8" and 1/2" socket assortments, 1/2" and 3/8" torque wrenches, pliers, offset screwdrivers, tape measure, magnetic lifter, voltage tester, 1/2" impact sockets, measuring gauge, feeler gauges, screwdrivers, brake caliper hooks, gasket scraper, files, hammer, prybar, chisel, pin and drift punches, centre punch, brake caliper brush, combination spanner, ratchet wrench, double-ended ring spanner, starter block spanner, double-ended ring spanner open, cable knife, combination shears, workshop trolley 2005 0810.

# COMMERCIAL VEHICLE SPECIAL

## Strong tools for maximum loads and safety

Complex drives, high-performance machines, heavy components: working on commercial vehicles such as trucks, construction machinery or buses demands the utmost of reliable and safe tools. GEDORE offers a comprehensive selection, from XL combination spanners to special tools such as wheel hub puller sets – stored neatly and clearly in spacious, high-quality workshop trolleys.

With **extremely high load capacities** of up to 1 tonne, the premium trolleys are also ideal as shelves or work surfaces for heavy components such as gearboxes or wheel bearing hub units.

made in germany





KL-4999-420  
3418367


## Workshop trolley with tools for commercial vehicles, 302 pieces

### Full range of tools for commercial vehicle professionals!

Uncompromising resilience – that's what this 302-piece set offers the commercial vehicle professional. From clever helpers such as the telescopic ratchets to special wrenches for brake lines and starter blocks, this compilation contains comprehensive and powerful problem-solvers for complex screwdriving applications on commercial vehicles. The extra-wide workbench 1507 XL 40200 with 6 drawers and a load capacity of 1,000 kg static and 750 kg dynamic offers the appropriate storage space for stationary and mobile purposes.

The range includes: 1/4", 1/2" and 3/4" socket wrench sets, impact sockets (1/2", 3/4"), ratchet screwdrivers, combination spanners, double-ended ring spanners open, starter block spanner, hammer wrench, pliers, impact and lifting tools, measuring, cutting and separating tools, workbench 1507 XL 40200.





KL-4999-820  
3425835

## Assembly trolley MODULO 820 for commercial vehicles, 93 pieces

### Special tools for challenging tasks on commercial vehicles!

The extensive range offers high-performance problem-solvers for use on wheel bearings as well as steering and axle systems on commercial vehicles, buses, construction machinery, trailers and semi-trailers. The comprehensive selection of special tools is accommodated neatly in the extra-wide workbench 1507 XL 01210 with 4 drawers and a load capacity of 1,000 kg static and 750 kg dynamic, which offers a large working surface for complex assemblies. The robust worktop made of multiplex beech wood laminate completes the power pack.

The range includes: Retaining adapter, quick release nut, feed/pressure spindles, pressure nuts, feed spindle, socket inserts 3/4", T-bar handle 3/4", extensions 3/4", reversible ratchet 3/4", combination wrench, hydraulic cylinder, press frame, wheel-hub puller, ball joint puller, tracker rod head releasing tool, drive sprocket sleeve set, thrust piece/sleeves set, wheel hub lifting tool, impact double hex wrench, hammer; workbench 1507 XL 01210.



# AGRICULTURAL SPECIAL

## Safe tools for use on agricultural machines

Demanding time-lines in agriculture call for strong and reliable machinery and equipment. From tillage to livestock farming, agricultural machinery such as tractors, combine harvesters, telehandlers and the like must function smoothly in order to operate profitably.

**Designed for the heaviest loads.** GEDORE's tool ranges offer innovative and safe solutions for time-saving maintenance and repairs – from simple screwdriving tasks to more complex engine or transmission repairs.

made in germany



## Mobile workstation with extra wide drawers!

Wide design of 1.25 m, 7 or 9 drawers, storage compartment with door and load capacity of 1,000 kg static and 750 kg dynamic, this workbench offers plenty of storage space and extremely high-quality workmanship, from the wooden worktop to the castors.

- 30 mm thick oiled, heavy-duty worktop
- XL drawer (W 1055 x D 400 mm)
- Heavy-duty drawer: 60 kg

1504 XL  
1411  
1988468

### Workbench with 7 drawers

1504 XL  
1710  
2259001

### Workbench with 9 drawers





S-198  
AGRAR  
3436365

### Tool range in Check Tool modules, 198 pieces

#### Comprehensive selection of tools for agricultural machine technology!

The 198-piece tool set is specially designed to meet the needs of agricultural machine technology. In addition to complete 1/4" and 1/2" socket wrench sets, it also includes pliers, screwdrivers, impact tools and much more. All housed in practical foam modules and the workbench 1504 XL for maximum organisation. 1 extra wide, 6 standard drawers and a storage compartment with a door offer plenty of storage space along with a maximum load capacity of 1,000 kg static and 750 kg dynamic.

The set includes: 1/4" and 1/2" socket wrench sets, pliers wrench 10", water pump pliers 10", grip pliers, multiple pliers, combination wrench, power diagonal cutters, flat nose pliers, assembly pliers set, locksmith's hammer, soft-face hammer, chisel, centre punch, pin punch, workshop files, gasket scraper, pocket caliper, wire brush, magnetic lifter, screwdriver with striking cap, screwdrivers, steel tape measure, feeler gauge, car light tester, offset screwdriver, kneeboard, pry bar, combination wrench.

S-306  
AGRAR  
3436373

### Tool range in Check Tool modules, 306 pieces

#### Full range of tools for agricultural machine technology!

This 306-piece tool set, which is specially designed for agricultural machine technology, contains everything necessary for service and maintenance work on tractors, combine harvesters and the like. Based on the 198-piece set, along with power wrenches it also contains additional socket sets and special shapes such as short versions to complete the range. All housed in practical foam modules and workbench 1504 XL. 1 extra wide, 6 standard drawers and a storage compartment with a door offer plenty of storage space along with a maximum load capacity of 1,000 kg static and 750 kg dynamic.

The set includes: 1/4" and 1/2" socket wrench sets, pliers wrench 10", water pump pliers 10", grip pliers, multiple pliers, combination wrench, power diagonal cutters, flat nose pliers, assembly pliers set, locksmith's hammer, soft-face hammer, chisel, centre punch, pin punch, workshop files, gasket scraper, pocket caliper, wire brush, magnetic lifter, screwdriver with striking cap, screwdrivers, steel tape measure, feeler gauge, car light tester, offset screwdriver, kneeboard, pry bar, combination wrench, combination ratchet spanner, double-ended ring spanner open, start block spanner, 1/2" impact socket set, socket set, extra long combination wrench.



### Workbench 1504 XL 1411 with AGRAR Basic tool range, 198 pieces

1504 XL-S-198 AGRAR 3434826

### Workbench 1504 XL 1710 with AGRAR Professional tool range, 306 pieces

1504 XL-S-306 AGRAR 3434834

# TRAINEE SPECIAL

Get your career off to a professional start with high-performance tool trolleys

**Power for your training:** along with a good working atmosphere, qualified contacts and good development prospects, high-quality **tools that are tailored** to trainees also contribute towards successful training and help to make work enjoyable.

With the Trainee Special, GEDORE supplies two workshop trolleys with selected product ranges to get trainees' careers off to the **best possible start**. Making organisation and structured work as easy as ABC!

 made in germany




TTB-TS-173  
3411443

## TTB Tool trolley with 173-piece tool range

### Fully equipped for a good start!

This 173-piece range by GEDORE offers a solid basis for training in trade and industry. From simple to complex screw connections in the 1/4" and 1/2"-range, trainees will be perfectly prepared for the first applications with this comprehensive range. It is completed by the TTB trolley with special blue-black paintwork. And with its 6 drawers and load capacity of 900 kg, there's plenty of space in the trolley for the tools and other additions.

The set includes: Reversible ratchet 1/2", extension 1/2" with magnet, bit box with ratchet 1/4", combination spanner, torsion bit set, spiral drill set, screwdrivers, voltage tester, locksmith's hammer, universal pliers, multiple pliers, side cutters, offset screwdriver, pin punch set, tool trolley TTB with 6 drawers.



WSL-M-  
TS-172  
3100197

## WORKSTER Tool trolley with 172-piece tool range

### The main tools for getting started with!

This 172-piece range contains the right tools for facing the daily screwdriving challenges that are to be expected in industry and trade. From 1/4" and 1/2" socket wrench sets to screwdrivers to pliers, this compilation provides an extremely solid base. The appropriate storage space is available in the WORKSTER workshop trolley with 6 drawers and a load capacity of 300 kg.

The set includes: Combination spanner, locksmith's hammer, screwdrivers, offset screwdrivers, voltage tester, universal pliers, multiple pliers, power side cutters, 1/2" socket set, bit box with ratchet 1/4", torsion bit set, ratchet screwdriver SilentGEAR, WORKSTER tool trolley with 6 drawers.



# MOBILITY SPECIAL

## Tool storage for construction sites or workshops

Maximum flexibility for frequently changing locations: your vehicle or mobile workshop can be **fitted out as flexibly as required** for your application with portable and combinable tool modules by GEDORE. Whether a construction site vehicle for testing or the maintenance of plant and machines or everyday life in a mobile workshop with changing applications, GEDORE's **WorkMo modules** adapt perfectly to your daily working life.

Clever accessories such as worktops, roller plates and L-BOXXES® will turn your WorkMo into a flexible workshop trolley in next to no time. Compatible with other WorkMo products, the Sortimo tool case (L-BOXX®), for instance, can also be inserted and secured in the unit. The units all score for their high-quality range of tools and smooth-running drawers. **All GEDORE WorkMo products and L-BOXXES® are compatible with the Sortimo load-securing system.**




1110 WMW  
S-02  
3005186

## WorkMo B2 with tool range, 72 pieces

### Mobile and well equipped!

The 72-piece range is a solid based range of tools for making screw connections, cutting and striking in mobile use. Furthermore, the manoeuvrable WorkMo B2 with the wooden worktop is a mobile workstation and, thanks to the aluminium/plastic construction, impresses with its low weight. Maximum flexibility comes courtesy of the integrated L-BOXX®, which can also be used separately as a small transport box for the most important items on the site.

The set includes: Screwdrivers, offset screwdrivers, 1/4" bit box, universal plies, multiple pliers, power side cutters, locksmith's hammer, centre punch, pin punch, chisel, drift punch, combination wrench, WorkMo B2 tool mobile, L-BOXX.



1110 WMW  
5-03  
3005194

## WorkMo B3 with tool range, 110 pieces

### Mobile, the real player!

Mobile service work and installations require the greatest flexibility in use. This is provided by the 110-piece range and the manoeuvrable WorkMo B3 workstation by GEDORE. The tool range offers a wide selection of tools from hammers to open-end spanners to socket wrenches for all the daily service or maintenance tasks. Furthermore, thanks to its large working surface and the wide drawers, there is plenty of storage space and room for stationary screwdriving tasks.

The set includes: Screwdrivers, offset screwdrivers, universal pliers, multiple pliers, power side cutters, 1/4" bit box, bit adaptor, 1/4" multi-handle, 1/4" bit holder, 1/4" reversible ratchet, 1/4" cardan extension, 1/4" sockets, locksmith's hammer, centre punch, pin punch, chisel, drift punch, 1/2" reversible ratchet, 1/2" cardan extensions, 1/2" sockets, combination wrench, WorkMo B3 tool trolley, L-BOXX, S-BOXX.



### Tool mobile WorkMo B2

1110 WMW-2 2954435



### Tool mobile WorkMo B3

1110 WMW-3 2954443



### Roller for WorkMo B2

1110 WMR-24 3002721



### Roller for WorkMo B3

1110 WMR-34 3002713







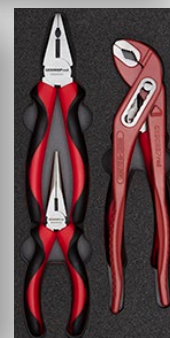



# TRADE SPECIAL

## Flexible and robust workshop helpers for the trade

**Perfect organisation and immediate availability:** when the pace picks up in a workshop, then pliers, wrenches, screwdrivers and other tools need to be easily accessed and replaced. At GEDORE red, **skilled tradespeople and keen DIY-ers** will find a clever, specially selected range of professional tools that are all stowed away in extremely robust, easily manoeuvrable workshop trolleys. Enabling you to solve any task quickly and safely.

Made in Austria, the trolleys are all made with the proven GEDORE trapezoidal axle design, and some can even be operated from two sides - guaranteeing balanced driving dynamics, and allowing the trolley to be used flexibly and with easy access in confined spaces across an array of applications.

made in austria



R2156  
2005  
3301676

## GEDWorker workshop trolley with tool range, 119 pieces

### Reliable basic range for the trade!

The 119-piece set includes a wide selection of slender open-end wrenches, hand-friendly screwdrivers and thin-walled socket wrenches, all combined in a reliable basic range for the workshop. The 5-drawer workshop trolley also impresses with its well thought-out design that allows the drawers to be opened from two sides. Ideal for placing between working areas with access from both sides.

The set includes: Combination wrench, offset screwdrivers, screwdrivers, 1/4" socket wrench set, pliers set, 1/2" socket wrench set, locksmith's hammer, chisel, pin punch, drift punch, cutter knife, roll tape measure, GEDWorker tool trolley with 5 drawers and 200kg load capacity.



**R2207**  
1005  
3301678

## GEDMaster workshop trolley with tool range, 273 pieces

### Comprehensive tool range for the trade!

Whether screwdriving, holding, bending or hammering, the range with 273 high-quality tools contains a wide selection for the professional workshop. The GEDMaster tool trolley with 7 drawers offers plenty of storage space, a clear layout, and manoeuvrability in daily use.

The set includes: Locksmith's hammer, drift punch, centre punch, pin punch, chisel, screwdrivers, combination pliers, side cutters, flat nose pliers, water pump pliers 10", pliers wrench 10", offset screwdrivers, 1/4", 3/8", 1/2" socket sets, square plug-in handle, 1/4" bit box, 1/4" bit adaptor, 1/4" ratchet screwdriver with telescopic blade, impact socket enlarger 3/8" to 1/2", reducer 3/8" to 1/4", combination spanner, open-end wrench with ratchet ring, GEDMaster tool trolley with 7 drawers and 400 kg load capacity.



### GEDWorker workshop trolley 5 drawers

**R2015** 2205 3301675



### GEDMaster workshop trolley 7 drawers

**R2020** 2207 3301677



Your dealer:

**Brands of the GEDORE Group**  
gedore.com · ochsenkopf.com

**WORKSHOP 2023/24 SELECTION**  
While stocks last.

Delivery without decoration. Technical specifications subject to modifications.  
No liability for printing errors. Please ask your local dealer.