

---

# LPK, LPK-X

## PNEUMATIC TORQUE WRENCH

---

### LPK

- › MACHINE
- › REACTION ARM CRANKED
- › TOOL CASE
- › OPERATING MANUAL
- › FACTORY CALIBRATION  
CERTIFICATE



# THE PNEUMATIC TORQUE WRENCH

## LPK SERIES, 80 - 12.800 Nm

LPK series



+ Ergonomic pistol grip made of resistant pressure-cast aluminium

Braked 360°-rotating motor unit for comfortable working with optimal operator safety



torque values readable on the label



+ Rocker switch for simple change of rotation direction

Planet gear unit with ceramic-Teflon®-coated tooth flanks



+ Drop-forged reaction arm made of chrome-vanadium steel for even greater stability




Supplied with individual GEDORE factory calibration certificate



Maintenance unit optionally available





Quiet and accurate torque  
- even from just 2 bar operating pressure

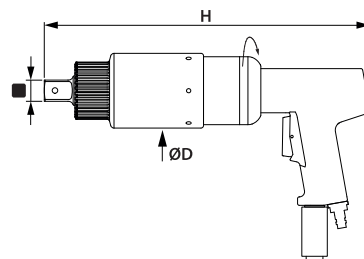
The pneumatic torque wrench is not an impact wrench. It functions without vibrations, thus protecting the user. Hand on vibration and hearing loss can be significantly reduced with the GEDORE Torque Solutions GmbH pneumatic torque wrenches.  
The force is transmitted quietly and precisely from just 2 bar operating pressure via the proven high-performance gear unit to the bolt connection.

Rugged pneumatic torque wrench  
for a wide range of environments

Because of the continuously generated overpressure in the device, the pneumatic torque wrench is particularly resistant when used in extremely dirty or dusty environments. Pressure fluctuations in the supply network are effectively compensated for by the proven maintenance unit comprising of an air filter, oiler and pressure reducers. The device is supplied with a constantly uniform airflow and the torque is constantly maintained.



Technical data



LPK series – pneumatic

Type	N-m min <sup>*1</sup> / max <sup>*2</sup>	lbf-ft min <sup>*1</sup> / max <sup>*2</sup>	~ U/min	■	Ø D mm	H mm	⚖ <sup>*3</sup> Kg
LPK - 05	80 - 450	60 - 330	55	3/4"	80	295	3.0
LPK - 09	200 - 900	150 - 670	24	3/4"	80	328	3.2
LPK - 15	300 - 1500	220 - 1110	12	1"	88	343	4.7
LPK - 22	500 - 2200	370 - 1620	7	1"	88	360	5.1
LPK - 32	800 - 3200	590 - 2360	4	1"	88	383	5.8
LPK - 40	850 - 4200	620 - 3100	4	1"	88	383	5.8
LPK - 60	1200 - 6000	880 - 4400	4	1 1/2"	102	400	7.7
LPK - 70	1500 - 7000	1110 - 5160	3	1 1/2"	128	416	10.6
LPK - 95	2000 - 9500	1470 - 7000	2.5	1 1/2"	142	431	12.5
LPK - 120	2500 - 12800	1840 - 9440	1.5	1 1/2"	174.5	448	18.5

\*1 Lowest torque at 1.5 bar      \*2 Maximum torque at 8 bar      \*3 Without reaction arm  
At 8 bar ca. 1,400 l/min. All rights reserved. Subject to modifications without prior notice.

# THE PNEUMATIC TORQUE WRENCH

## LPK-X SERIES, 80 - 4.200 Nm

### LPK-X series

Braked 360°-rotating motor unit for comfortable working with optimal operator safety



torque values readable on the label




Low-backlash high-performance gear unit for reliable, long-term operation



Smallest dimensions and compact construction for extremely confined spaces



Supplied with individual GEDORE factory calibration certificate



Rocker switch for simple change of rotation direction



2-speed planet gear unit for up to 7-fold faster tightening speed



### Accessories for the series LPK and LPK-X



Reaction arm cranked with lock on function, made of drop-forged chrome-vanadium steel



Reaction arm made of light alloy, straight with adjustable locking knob with movable square-end and retaining ring



Reaction ring for bespoke reaction arm design



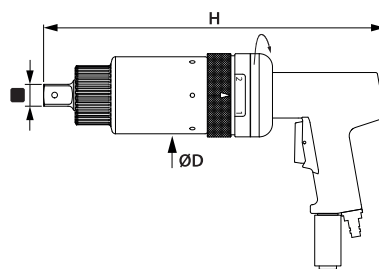
### Up to 7 times higher bolting speed

The LPK-X series has a 2-speed planet gear unit. The user can therefore select between rapid and torque mode. The rapid mode drives the bolt in up to the joining torque with a speed up to 300 rpm. It is then possible to switch to the torque mode that tightens the bolt to the precise torque required. Once the required torque has been achieved, the device switches off automatically.

If a torque wrench is not available, bolt connections are usually pre-tightened and then finished off with a torque wrench. These two working steps are combined in the LPK-X, saving working time for the user. In extensive on-site applications, the assembly times can be reduced by up to 30% through the combination of two working steps in one device with the LPK-X.



### Technical data



LPK-X series – pneumatic

Typw	N·m min <sup>*1</sup> /max <sup>*2</sup>	lbf·ft min <sup>*1</sup> /max <sup>*2</sup>	~ U/min <sup>*3</sup>	■	Ø D mm	H mm	⚖ <sup>*4</sup> kg
LPK - 05 X	80 - 450	60 - 330	300	3/4"	80	301	3.0
LPK - 09 X	200 - 900	150 - 670	100	3/4"	88	333	4.0
LPK - 22 X	500 - 2200	370 - 1620	30	1"	88	367	5.5
LPK - 32 X	800 - 3200	590 - 2360	25	1"	88	390	6.2
LPK - 40 X	850 - 4200	620 - 3100	20	1"	88	390	7.0

\*1 Lowest torque in 2nd gear at 1.5 bar  
At 8 bar ca. 1,400 l/min. All rights reserved. Subject to modifications without prior notice.

\*2 Maximum torque in 1st gear at 8 bar

\*3 Maximum speed in 2nd gear

\*4 Without reaction arm